





**Electric cabinets**

Charging cabinet for mobile phones  
 Box charging cabinet  
 Workshop charging cabinet

7–14



9



11



13




**Cabinets for liquids**

Cabinets for liquids

15–18



17



**Workbench extensions**

Cabinet extension  
 Column extension

19–24



21



23



**Ergonomic workplaces**

ERGO 400 workplace  
 ERGO 240 workplace  
 ERGO accessories

25–38



27



33



37



**ESD program**

EPA workplace  
 ESD workshop furniture

39–44



41



43



The POLAK CZ company is a purely Czech manufacturer of WORKSHOP FURNITURE and PREFABRICATED HALLS. Modern manufacturing premises built according to the latest requirements for flexibility and efficiency of manufacture ensure the maximum quality of our products. The quality of this brand is guaranteed by robotization and the up-to-date technologies used. The company takes pride in its role as one of the leading Czech industrial companies in the area of workshop furniture manufacture. Each product of the POLAK trade mark emerges from modern manufacturing premises built with respect to environmental protection.

Complete customer service and technical advice are naturally part of the support we provide to users of our furniture, which is easily available thanks to our extensive sales network. We will be glad to prove to you that our products will be of assistance in your work.



**POLAK workshop furniture**

- represents a system which will enable you to grow, promptly and effectively respond to instantaneous operational needs, and create combinations based on a modular concept
- represents high utility value, modern and user-friendly design
- represents quality and long service life
- represents the continuous activity of our design team in the process of innovation and development



**The POLAK trademark**

- is here for your workshop or plant. It will bring order to your operations and storage, and streamline your work
- is here to help professionals in their everyday work via products that come in a wide range of types and versions
- is here for every professional who places stress on working environment quality and who needs to select a system that includes many sizes of bodies, drawers, cabinets, storage systems and colours

■ ■ ■ exactly for you



## Colour scheme



The standard RAL 7035 colour applies to the workshop furniture range in the case of single-part products (e.g., workbench feet). For combined products (e.g., housing/drawers/doors), RAL 7035/5012 is used. This colour scheme is used unless a required product colour is specified in the order.

The ESD program is provided with antistatic paint RAL 7016/1028 for combined products (such as housing/drawers/door), which cannot be changed.


RAL 7035   RAL 5012   ESD RAL 7016   ESD RAL 1028



## Colour scheme at no extra cost

RAL 7035   RAL 5012   RAL 5010

## Individual colour scheme at 8% extra cost



## Locking

### Electronic locks

The electronic locks, designed for direct access to drawer cabinets without a key, have been developed and are manufactured by the POLAK company. Power supply by 4 common AA batteries. Service life of the recommended batteries is up to 50,000 locking cycles. Visual indication of discharged batteries. For detailed operating instructions, see [www.smfu.eu](http://www.smfu.eu).



### Key locking

By default, all products of workshop furniture and clothes lockers are equipped with cylindrical locks; each lock is delivered with two keys. The work benches and/or drawer cabinets are delivered with a single key system, with which you can unlock even several locks in the same product. Optionally, the original lock design can enable you to open several locks in various workshop furniture products with a single master key.



# Electric cabinets






## Charging cabinets for mobile phones

The original structure and design of the POLAK brand turns the charging cabinet for mobile phones into unique technology which enables the charging of up to sixteen mobile phones at a time. Thanks to the three connectors, almost every type of mobile devices on the market can be charged. Once the device has been inserted and linked to the connector, the processor-controlled source starts to supply the required power in the quickest possible way. The individual charging boxes are fully lockable by means of a user-friendly coin lock or standard cylindrical lock. Up to three charging cabinets can be interconnected by means of a connecting cable. It is an ideal device for common rooms, such as dining rooms and changing rooms, as well as for offices and plants.



The charging cabinets for mobile phones are provided with the RAL 7035/7016 colour scheme (housing/door), which cannot be changed.



### Connectors

Each of the sixteen charging boxes is equipped with three connectors - micro USB, USB-C and Apple lightning. Connectors with safe charging cables.

### Upholstery

The internal space of the boxes is lined with 3D textile, which enables comfortable laying and prevents damage to the mobile phone.

### Locks

The charging boxes are equipped with cylindrical locks or coin locks suitable for coins in the currencies: Czech crown, Euro, Polish zloty and Hungarian forint.



The cabinets are intended for hanging on the wall, delivered without mounting material.

### Charging cabinet for mobile phones

Locking	Currency	Order number	W x D x H mm	kg
cylindrical lock		20DSMT	830 x 57 x 1155	35
	CZK	20DSMTCZ	830 x 57 x 1155	35
coin lock	EUR	20DSMTEU	830 x 57 x 1155	35
	PLN	20DSMTPL	830 x 57 x 1155	35
	HUF	20DSMTHU	830 x 57 x 1155	35

16 charging boxes with connectors; the box space is intended for mobile devices of maximum dimensions 180 x 100 x 22 mm, 2 m supply cable



The connecting cable enables up to three charging stations to be interconnected. The entire assembly is then supplied with a single input cable.

### Interconnecting cable

Order number	Length
ZOPRKAB	1 m







## Box charging cabinets

This cabinet enables system storage of electrical devices with simultaneous charging of their accumulators. Each of the eight boxes contains a pair of sockets which can be used for charging even more devices at a time. The integrated central electric trough saves floor space. Only the supply cable with the plug protrudes from the ground plan. The box cabinet is supplied with completely connected electrical components with certified electrical safety for immediate use or without connected components and without certified electrical safety. The cabinets are supplied with electric sockets of type E for the Czech Republic and sockets of type F used, for instance, in Germany.



The box cabinet can be ordered with connected electrical components with certified electrical safety or without connected components and without certified electrical safety.



### Basic colour scheme

Unless a required colour is specified in the order, the basic colour scheme of RAL 7035 for the housing and RAL 5012 for the door is used.



The box cabinet can be ordered with connected electrical components with certified electrical safety or without connected components and without certified electrical safety.

### Box charging cabinet with cylindrical lock

Type sockets	Order number without connection	Order number with connection	W x D x H mm	kg
E (CZ)	20BDS	20BDSM	800 x 500 x 1850	65
F (CZ)	20BDSF	20BDSFM	800 x 500 x 1850	65

8 boxes equipped with two 230V/16A sockets, 8 cylindrical locks, the cabinet variant without connection is supplied without internal cabling, 2 m supply cable

### Box charging cabinet with coin lock

Type sockets	Order number without connection	Order number with connection	W x D x H mm	kg
E (CZ)	CZK 20BDSCZ	CZK 20BDSMCZ	800 x 500 x 1850	65
	EUR 20BDSEU	EUR 20BDSMEU		
	PLN 20BDSPL	PLN 20BDSMPL		
	HUF 20BDSHU	HUF 20BDSMHU		
F (DE)	CZK 20BDSFCZ	CZK 20BDSFMCZ	800 x 500 x 1850	65
	EUR 20BDSFEU	EUR 20BDSFMEU		
	PLN 20BDSFPL	PLN 20BDSFMPL		

8 boxes equipped with two 230V/16A sockets, 8 coin locks, the cabinet variant without connection is supplied without internal cabling, 2 m supply cable

### Locking

The charging boxes are equipped with cylindrical locks or coin locks, which are for coins in the currencies: Czech crown, Euro, Polish zloty and Hungarian forint.



### Electric sockets

Each box of the charging cabinet contains two 230V/16A sockets. The electric sockets are in two variants - type E for the Czech Republic and other countries and type F for Germany and other countries



#### E-type socket

Catalog designation E (CZ)

so-called French type, used in the Czech Republic and other countries

#### F-type socket

Catalog designation F (DE)

so-called Germany type, used in Germany and other countries

### Box dimensions

The boxes are ideal for storage of working tools and notebooks. The internal space of each box is 390 x 325 x 475 mm





## Workshop charging cabinets

Charging stations with ventilation and cable bushing based on the design of the SK2 cabinet from the current range of POLAK furniture. The cabinet enables use of a wide range of accessories incl. electrical equipment, thanks to which the customer can create a charging station for accumulators with a large storage space. It was this variant for which the PP300 extension supply was created from two interconnected bodies. The extension supply can be attached to the cabinet side at two height levels. Another option is the use of the PP700 extension supply with nine sockets on the rear wall of the cabinet.



**Basic colour scheme**  
Unless a required colour is specified in the order, the basic colour scheme of RAL 7035 for the housing and RAL 5012 for the door is used.



### Workshop charging cabinet

Door	Order number	W x D x H mm	kg	kg
solid	20SK2PP	1044 x 405 x 1950	600	83
glass	20SK2PPS	1044 x 405 x 1950	600	84


2 shelves  
shatter-proof hardened glass



Choose a suitable extension supply and accessories for the workshop charging cabinet. The extension supply cannot be located on the perforated panel.

### Extension supplies for the charging cabinet

Extension supplies of two types have been designed for the workshop charging cabinets. The first one is the PP300 extension supply with as many as 8 sockets, assembled from two individual interconnected profiles. Each of the profiles has its own switch. It is supplied including a holder for fixing on the cabinet side. The other variant is the PP700 extension supply with 9 sockets, supplied with magnetic fastening.



#### Extension supply 700 mm

Type sockets	Order number	W x D x H mm	kg
E (CZ)	20PP700.EKU2	700 x 73 x 34	0,8
F (DE)	20PP700F.EKU2	700 x 73 x 34	0,8

9 230V/16A sockets, 1 230V/16A switch, 3 m supply cable with outlet on the profile side, supplied with magnetic fastening

#### Extension supply 2x 300 mm

Type sockets	Order number	W x D x H mm	kg
E (CZ)	20PP300	300 x 73 x 34	0,8
F (DE)	20PP300F	300 x 73 x 34	0,8


Both supplies in total: 8 230V/16A sockets, 2 230V/16A switches, 3 m supply cable with outlet on the profile side, supplied with holder for the charging cabinet side



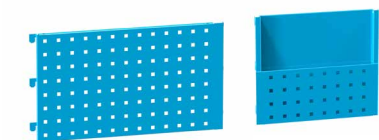
#### Shelf

Order number	W x D mm	kg	kg
SK2-004P	1010 x 350	100	4,0

Zn sheet shelf, loading capacity 100 kg, height-adjustable, 4 hooks for hanging of shelf




For the suspension program range, see [www.nabytek-polak.cz](http://www.nabytek-polak.cz) or the main Workshop Furniture 2018/1 catalogue.



#### Perforated panel / pocket for documents

Order number	W mm	kg	
in the door - 2 pieces	SK1-P1	350	0,7 / ks
in the side - 2 pieces	SK2-P2	308	1,0 / ks
in the rear wall	SK1-P3	1032	2,3
pocket for documents	SK1-P4	350	1,2

## Cabinets for liquids





## Cabinets for liquids

The cabinet is based on the structure of the existing SK cabinets with hinged doors and opening angles of 180°. The cabinets have been designed, among others, for use of the suspension program, such as perforated panels in the doors, sides or rear wall as well as a wide variety of holders and hooks. The door of the cabinet for liquids is provided with vent holes. The cabinets can be equipped with a collecting tub of material thickness 1 or 3 mm with a shelf and grid made from galvanized steel of 1mm thickness. The cabinet for liquids equipped with a tub of material thickness 3 mm enables safe storage of aggressive substances and reduces the risk of their escape.




### Basic colour scheme

Unless a required colour is specified in the order, the basic colour scheme of RAL 7035 for the housing and RAL 5012 for the door is used.



Width 1044 mm, depth 625 mm

H mm	Order number	kg	kg
1950	20CHSK1-100	600	63
1000	20CHSK1-200	300	43



Width 1044 mm, depth 405 mm

H mm	Order number	kg	kg
1950	20CHSK2-100	600	72
1000	20CHSK2-200	300	43

### Tub with grid

Cabinet depth mm	Sheet thickness mm	Order number	kg	kg
625	1	20CHSK1-P1	100	11,4
	3	20CHSK1-P2	100	23,3
405	1	20CHSK2-P1	100	7,4
	3	20CHSK2-P2	100	15,4

Grid made from Zn sheet, height-adjustable

### Tub

Cabinet depth mm	Sheet thickness mm	Order number	kg	kg
625	1	20CHSK1-V1	100	6,4
	3	20CHSK1-V2	100	18,3
405	1	20CHSK2-V1	100	4,4
	3	20CHSK2-V2	100	12,4

### Shelf


Cabinet depth mm	Order number	kg	kg
625	SK1-007P	100	5,0
405	SK2-004P	100	4,0

Shelf made from Zn sheet, height-adjustable, 4 hooks for hanging a shelf


### Perforated panel / pocket for documents

Order number	W mm	kg
in the door - 2 pieces SK1-P1	350	0,7 / ks
in the side - 2 pieces SK1-P2 / SK2-P2	528 / 308	1,0 / ks
in the rear wall SK1-P3	1032	2,3
pocket for documents SK1-P4	350	1,2

The SK1-P2 panel in the side is intended for cabinets of 625 mm depth, the SK2-P2 panel in the side is intended for cabinets of 405 mm depth



## Workbench extensions





## Cabinet extension

By means of the cabinet extension, you can locate all your tools within a few square metres. The cabinet extension is based on plinths on which you can locate roller-shutter cabinets. We recommend the cabinets with doors instead of the roller-shutter primarily for hanging on the wall so that the opened door does not obstruct the working area. The plinths can be supplemented with perforated panels, the extension itself with the suspension program and electrical equipment. It is suitable to place the lighting under the extension cabinet by means of magnets. The cabinet plinths are available in two width variants.



### Basic colour scheme

Unless a required colour is specified in the order, the basic colour scheme of RAL 7035 for the housing and RAL 5012 for the door is used.



Cabinet width 1000 mm


Door type	Order number	W x D x H mm	kg	kg
with door	20SK5	1000 x 350 x 736	40	25
with roller-shutter	20SR5	1000 x 350 x 736	40	28

Perforated back, 1 shelf, aluminium roller-shutter with spring winding and latch lock; the door variant is suitable for hanging on the wall



Extension cabinet plinth

Order number	W x D x H mm	kg	kg
20SR5P	1000 x 350 x 500	40	18
20SR5P2	1500 x 350 x 500	40	20


 The cabinet with door is primarily intended for hanging on the wall. The rear wall of the cabinet includes braces with holes intended for anchoring the cabinets. No connecting material is included.

### Shelf

Order number	W x D mm	kg
8NPO10-1	1000 x 206	3,2
8NPO15-1	1500 x 206	4,5

### Solid panel / perforated panel

Order number of solid panel	Order number of perforated panel	H x W mm	kg
8NP10	8NPP10	380 x 1000	3,0
8NP15	8NPP15	380 x 1500	4,7
	8NPP10H	190 x 1000	1,7
	8NPP15H	190 x 1500	2,6




For the suspension program range, see [www.nabytek-polak.cz](http://www.nabytek-polak.cz) or the main Workshop Furniture 2018/1 catalogue.



Cabinet width 1500 mm

Door type	Order number	W x D x H mm	kg	kg
with roller-shutter	20SR6	1500 x 350 x 736	40	32

Perforated back, 1 shelf, aluminium roller-shutter with spring winding and latch lock



Lighting

Order number natural anodized	Order number black anodized	W x D x H mm	kg
SLIMp58	SLIMp58B	1000 x 136 x 26	2,4
SLIMp30	SLIMp30B	600 x 136 x 26	2,0

To place the lighting under the cabinet, it is necessary to order the magnetic fixture

### Magnetic fastening

Order number	EKU2



### Lighting

lighting with magnetic fixture







## KOMBI workbench column extension

The extension expands the possibilities of using the Kombi workbenches with a worktop depth of 700 mm. It enables the customer to utilize the entire suspension program, including adjustable accessories of the ergonomic program. Thus the operator can better adapt and organize his/her working area, which, among others, results in a reduction in his/her tiredness and increased performance. With an extension of this type, Kombi workbenches of all variants and widths can be equipped, only with the 700 mm depth.

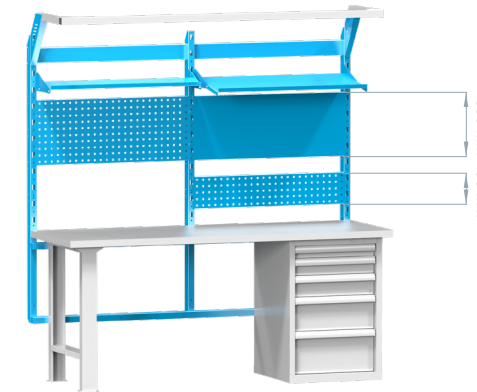


Select the appropriate variant of the arm suspension system on the adjacent page. An extended selection of arm suspension systems can you find on page 32.



### Basic colour scheme

Unless a required colour is specified in the order, the basic colour scheme of RAL 7035 for the housing and RAL 5012 for the door is used.



### Arm with AI profile

W mm	Order number	kg	kg
1500	8ALNR15	6	6,2
2000	8ALNR20	6	7,2
2500	8ALNR25	6	8,1

The arm can be equipped with a pneumatic quick coupling, adjustable by 130 mm, 40 x 40 mm profile

### Solid panel / perforated panel

Order number of solid panel	Order number of perforated panel	H x W mm	kg
8NP10	8NPP10	380 x 1000	3,0
8NP12	8NPP12	380 x 1200	3,7
8NP15	8NPP15	380 x 1500	4,7
	8NPP10H	190 x 1000	1,7
	8NPP12H	190 x 1200	2,1
	8NPP15H	190 x 1500	2,6
	20NPP6E	380 x 600	2,0



### Columns


W mm	Order number	Number of panels	kg	kg
1500	20NS4	3	100	25,5
2000	20NS5	3	100	29,0
2500	20NS6	3	100	33,0

The structures are supplied as a unit; the column height cannot be changed, the height above the working area is 1142 mm

### Shelf

Order number	D x W mm	kg
8NPO10-1	206 x 1000	3,2
8NPO12-1	206 x 1200	3,8
8NPO15-1	206 x 1500	4,5
8NPO10-2	370 x 1000	5,0
8NPO12-2	370 x 1200	5,8
8NPO15-2	370 x 1500	7,0
20NPO6E	206 x 600	2,0


### Suspension program



The arm with 10 kg loading capacity can be fixed to columns at any height. Choose a suitable variant from the accessories below.

#### 10 kg arm


Order number	kg	kg
20ERY1	10	3



The arm with 30 kg loading capacity can be fixed to columns at one height. Choose a suitable variant from the accessories below.

#### 30 kg arm

Order number	kg	kg
20ERY2	30	4



### Fork with perforated panel

Order number	kg
20ERY3	5

The perforated panel can be located on both sides of the fork



### Fork with box holders

Order number	kg
20ERY4	5,5

The perforated panel can be located on both sides of the fork, box not included



### Fork with tilting shelf

Order number	kg
20ERY5	7



### Fixed shelf

Order number	kg
20ERY9	5



### Monitor and keyboard holder

Order number	Holder design	kg
20ERY6	for monitor	1
20ERY7	for keyboard	3
20ERY8	for monitor and keyboard	4

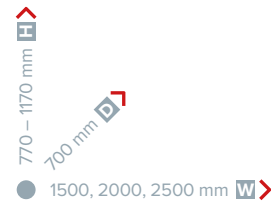
# Ergonomic workplaces





## ERGO 400 workplace

The program of ergonomic workplaces offers a comprehensive range of products enabling more efficient and smoother flow of the material being processed. A better arranged workplace easily adaptable to the physical needs of the operator contributes to a reduction in his/her tiredness and increased performance. The height-adjustable workbenches with feet of 400 kg loading capacity are a suitable solution for the creation of individual and system workplaces. These workbenches can be equipped with feet of three types (adjustable in steps by 15 mm, smoothly by means of a hand crank or electrically). **The workbenches feature a robust frame for absolute rigidity, maximum loading capacity and stability of the workplace.** The column extension enables suspension of three rows of perforated panels and a wide variety of interchangeable elements of the suspension system with an arm loading capacity of 30 or 10 kg.



**Basic colour scheme**  
Unless a required colour is specified in the order, the basic colour scheme of RAL 7035 for the housing and RAL 5012 for the door is used.




### extension

columns for up to 3 panels, optional supplementation with a lighting arm

### hanging program

arms for ergo workplaces, tool and box holders, hooks of various sizes, magnetic strips and others



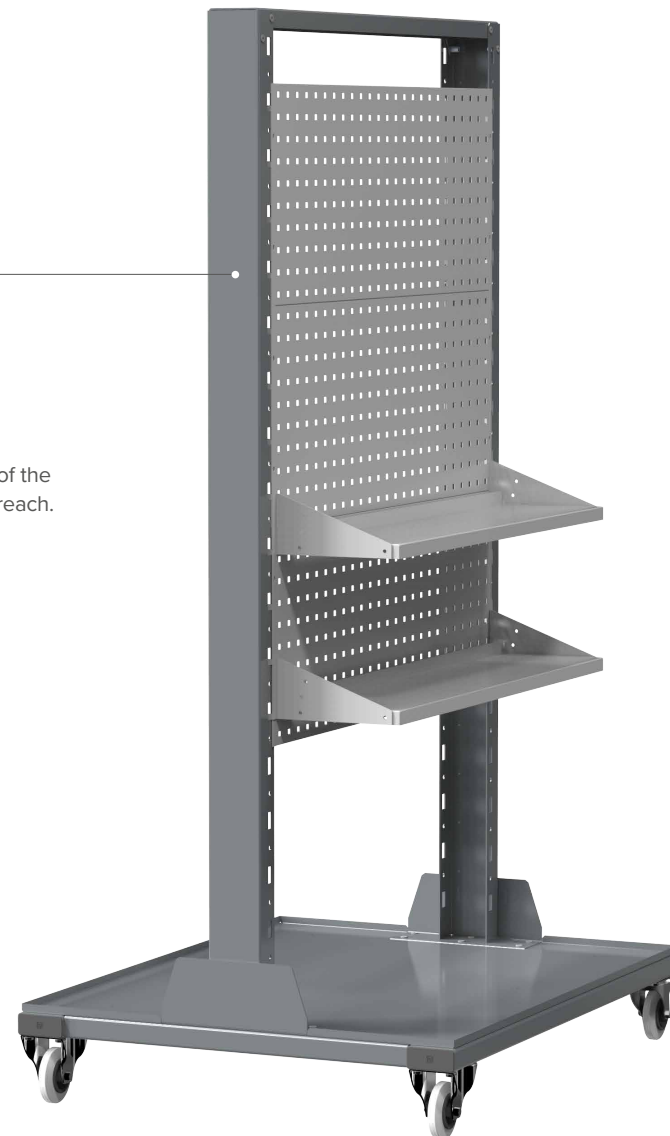
### mobile frame

in three variants, for suspension of panels, shelves and minor accessories

### Reach zones

They differ depending on the physical disposition of the user. The variability of the ergonomic workplace and hanging programs ensures the most comfortable reach.

- 1<sup>st</sup> zone – working space for both hands
- 2<sup>nd</sup> zone – comfortable reach for both hands
- 3<sup>rd</sup> zone – easy handling of tools with one hand
- 4<sup>th</sup> zone – storage space and the most distant working space



### support frame

robust worktop frame for absolute rigidity, maximum loading capacity and stability of the workplace

### worktop

in two variants - multiplex th. 40 mm, laminated top th. 38 mm, worktop depth 700 mm

### workbench feet, loading capacity 400 kg

in three variants – feet adjustable in steps, adjustable with a crank and electrically adjustable



## Standard configuration



ERGO workbench adjustable in steps with extension

Worktop	Order number	W mm	H mm	kg	kg
multiplex 40 mm	20ERGO2N	2000	770 - 1170	260	147
lamination 38 mm	20ERGO5N	2000	770 - 1170	260	147

Feet adjustable in steps by 15 mm by means of screws, support frame under the worktop, work surface depth: 700 mm, column extension, 6 perforated panels, extension arm



ERGO workbench adjustable with a crank with extension

Worktop	Order number	W mm	H mm	kg	kg
multiplex 40 mm	20ERGO8N	2000	790 - 1100	240	164
lamination 38 mm	20ERGO11N	2000	790 - 1100	240	164

Feet smoothly adjustable with a crank, support frame under the worktop, work area depth: 700 mm, column extension, 6 perforated panels, extension arm; the design does not enable hanging of a drawer cabinet




Electrically adjustable ERGO workbench with extension

Worktop	Order number	W mm	H mm	kg	kg
multiplex 40 mm	20ERGO14N	2000	770 - 1170	260	151
lamination 38 mm	20ERGO17N	2000	770 - 1170	260	151

Electrically operated, smoothly adjustable feet, support frame under the worktop, work area depth: 700 mm, column extension, 6 perforated panels, extension arm

## Workbenches and accessories



ERGO workbench adjustable in steps

Worktop	Order number	W mm	H mm	kg	kg
multiplex 40 mm	20ERGO1	1500	770 - 1170	325	82,5
multiplex 40 mm	20ERGO2	2000	770 - 1170	300	100,0
multiplex 40 mm	20ERGO3	2500	770 - 1170	275	116,5
lamination 38 mm	20ERGO4	1500	770 - 1170	325	82,5
lamination 38 mm	20ERGO5	2000	770 - 1170	300	100,0
lamination 38 mm	20ERGO6	2500	770 - 1170	275	116,5

Feet adjustable in steps by 15 mm by means of screws, support frame under the worktop, work area depth: 700 mm



ERGO workbench adjustable with a crank

Worktop	Order number	W mm	H mm	kg	kg
multiplex 40 mm	20ERGO7	1500	790 - 1100	300	99,5
multiplex 40 mm	20ERGO8	2000	790 - 1100	275	117,0
multiplex 40 mm	20ERGO9	2500	790 - 1100	250	133,5
lamination 38 mm	20ERGO10	1500	790 - 1100	300	99,5
lamination 38 mm	20ERGO11	2000	790 - 1100	275	117,0
lamination 38 mm	20ERGO12	2500	790 - 1100	250	133,5

Feet smoothly adjustable with a crank, support frame under the worktop, work area depth: 700 mm, the design does not enable hanging of a drawer cabinet



Electrically adjustable ERGO workbench

Worktop	Order number	W mm	H mm	kg	kg
multiplex 40 mm	20ERGO13	1500	770 - 1170	325	86,5
multiplex 40 mm	20ERGO14	2000	770 - 1170	300	104,0
multiplex 40 mm	20ERGO15	2500	770 - 1170	275	120,5
lamination 38 mm	20ERGO16	1500	770 - 1170	325	86,5
lamination 38 mm	20ERGO17	2000	770 - 1170	300	104,0
lamination 38 mm	20ERGO18	2500	770 - 1170	275	120,5

Electrically operated, smoothly adjustable feet, support frame under the worktop, work area depth: 700 mm



Drawer cabinet 27 x 27D

H mm	Order number	Drawer composition	kg
390	ZA39-2ERGO	100E, 200E	34
390	ZA39-3ERGO	100E, 100E, 100E	40
390	ZA39-4ERGO	75E, 100E, 125E	40
390	ZA39-5ERGO	75E, 75E, 150E	40

Depth x width: 578 x 600 mm, the drawer cabinet cannot be located under the crank-adjustable workbench



Column extension

W mm	Order number	Number of panels	kg	kg
1500	2ONS7E	3	120	14
2000	2ONS8E	3	120	21
2500	2ONS9E	3	120	22

The structures are supplied as a unit; the column height cannot be changed. The height above the work area is 1142 mm

Shelf

Order number	D x W mm	kg
8NPO10-1	206 x 1000	3,2
8NPO12-1	206 x 1200	3,8
8NPO15-1	206 x 1500	4,5
8NPO10-2	370 x 1000	5,0
8NPO12-2	370 x 1200	5,8
8NPO15-2	370 x 1500	7,0
20NPO6E	206 x 600	2,0

Solid panel / perforated panel

Order number of solid panel	Order number of perforated panel	H x W mm	kg
8NP10	8NPP10	380 x 1000	3,0
8NP12	8NPP12	380 x 1200	3,7
8NP15	8NPP15	380 x 1500	4,7
	8NPP10H	190 x 1000	1,7
	8NPP12H	190 x 1200	2,1
	8NPP15H	190 x 1500	2,6
	20NPP6E	380 x 600	2,0

Arm with Al profile

Order number	W mm	kg	kg
8ALNR15	1500	6	6,2
8ALNR20	2000	6	7,2
8ALNR25	2500	6	8,1


The arm can be supplemented with a pneumatic quick coupling, adjustable by 130 mm, 40 x 40 mm profile, delivered without columns

Hanging trolley

Order number	W x D x H mm	kg
8NV1	35 x 60 x 20	5




**i** For lighting, electrical equipment and other suspension systems, see [www.nabytek-polak.cz](http://www.nabytek-polak.cz) or the main Workshop Furniture 2018/1 catalogue.




Suspension program

The arm with 10 kg loading capacity can be fixed to columns at any height. Choose a suitable variant from the accessories below.



10 kg arm


Order number	kg	kg
20ERY1	10	3



The arm with 30 kg loading capacity can be fixed to columns at one height. Choose a suitable variant from the accessories below.

30 kg arm


Order number	kg	kg
20ERY2	30	4



Fork with perforated panel

Order number	kg
20ERY3	5

The perforated panel can be located on both sides of the fork



Fork with box holders

Order number	kg
20ERY4	5,5

The perforated panel can be located on both sides of the fork, box not included



Fork with tilting shelf

Order number	kg
20ERY5	7



Monitor and keyboard holder

Order number	Holder design	kg
20ERY6	for monitor	1
20ERY7	for keyboard	3
20ERY8	for monitor and keyboard	4



Fixed shelf

Order number	kg
20ERY9	5




Shelf

Order number	kg
20NPO6E	2



Fork

Order number	kg
20ERY10	3,3



Perforated panel

Order number	kg
20NPP6E	1,7



Tilting shelf

Order number	kg
20ERY52	3,5



Box holder

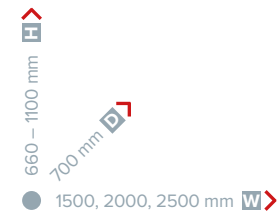
Order number	kg
20YV4	0,4

Only applicable to perforated panel



## ESD ERGO 240 workplace

The program of ergonomic workplaces offers a comprehensive range of products enabling more efficient and smoother flow of the material being processed. A better arranged workplace easily adaptable to the physical needs of the operator contributes to a reduction of his/her tiredness and increased performance. The height-adjustable workplace with 240 kg loading capacity of the feet is an economically more acceptable variant of electrically adjustable workbenches. **The workbenches feature a robust frame for absolute rigidity, maximum loading capacity and stability of the workplace.** The column extension enables the suspension of two rows of perforated panels and a wide variety of interchangeable elements of the suspension program with an arm loading capacity of 10 kg. These workbenches are a suitable variant for the creation of light assembly workplaces, both individual and system ones.



## Standard configuration

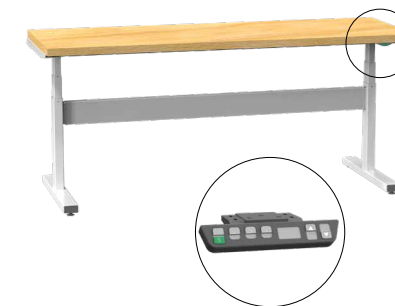


Electrically adjustable ERGO workbench with extension

Worktop	Order number	W mm	H mm	kg	kg
multiplex 40 mm	20ERGO20N	2000	660 - 1100	130	133
lamination 38 mm	20ERGO23N	2000	660 - 1100	130	133

Electrically operated smoothly adjustable feet, support frame under the worktop, work area depth: 700 mm, column extension, 4 perforated panels, extension arm

## Workbenches and accessories



Electrically adjustable ERGO workbench

Worktop	Order number	W mm	H mm	kg	kg
multiplex 40 mm	20ERGO19	1500	660 - 1100	190	73,5
multiplex 40 mm	20ERGO20	2000	660 - 1100	175	89,0
multiplex 40 mm	20ERGO21	2500	660 - 1100	160	104,0
lamination 38 mm	20ERGO22	1500	660 - 1100	190	73,5
lamination 38 mm	20ERGO23	2000	660 - 1100	175	89,0
lamination 38 mm	20ERGO24	2500	660 - 1100	160	104,0

Electrically operated smoothly adjustable feet, support frame under the worktop, work area depth: 700 mm; the design does not enable hanging of a drawer cabinet



Column extension

W mm	Order number	Number of panels	kg	kg
1500	20NS10E	2	60	12,5
2000	20NS11E	2	60	18,0
2500	20NS12E	2	60	19,0

The structures are supplied as a unit; the column height cannot be changed, the height above the work area is 1142 mm




For lighting, electrical equipment and other suspension systems, see [www.nabytek-polak.cz](http://www.nabytek-polak.cz) or the main Workshop Furniture 2018/1 catalogue.





## Shelf

Order number	D x W mm	kg
8NPO10-1	206 x 1000	3,2
8NPO12-1	206 x 1200	3,8
8NPO15-1	206 x 1500	4,5
8NPO10-2	370 x 1000	5,0
8NPO12-2	370 x 1200	5,8
8NPO15-2	370 x 1500	7,0
20NPO6E	206 x 600	2,0



## Solid panel / perforated panel

Order number of solid panel	Order number of perforated panel	H x W mm	kg
8NP10	8NPP10	380 x 1000	3,0
8NP12	8NPP12	380 x 1200	3,7
8NP15	8NPP15	380 x 1500	4,7
	8NPP10H	190 x 1000	1,7
	8NPP12H	190 x 1200	2,1
	8NPP15H	190 x 1500	2,6
	20NPP6E	380 x 600	2,0



## Hanging trolley

Order number	W x D x H mm	kg
8NV1	35 x 60 x 20	5



## Arm with AI profile

Order number	W mm	kg	kg
8ALNR15	1500	6	6,2
8ALNR20	2000	6	7,2
8ALNR25	2500	6	8,1

The arm can be supplemented with a pneumatic quick coupling, adjustable by 130 mm, 40 x 40 mm profile, delivered without columns




## Basic colour scheme

Unless a required colour is specified in the order, the basic colour scheme of RAL 7035 for the housing and RAL 5012 for the door is used.



## Suspension program




The arm with 10 kg loading capacity can be fixed to columns at any height. Choose a suitable variant from the accessories below.

## 10 kg arm

Order number	kg	kg
20ERY1	10	3




The ERGO 240 workbench extension does not enable location of a suspension holder with 30 kg loading capacity.



## Fork with perforated panel

Order number	kg
20ERY3	5

The perforated panel can be located on both sides of the fork



## Fork with box holders

Order number	kg
20ERY4	5,5

The perforated panel can be located on both sides of the fork, box not included



## Fork with tilting shelf

Order number	kg
20ERY5	7



## Monitor and keyboard holder

Order number	Holder design	kg
20ERY6	for monitor	1
20ERY7	for keyboard	3
20ERY8	for monitor and keyboard	4



## Fixed shelf

Order number	kg
20ERY9	5




## Shelf

Order number	kg
20NPO6E	2



## Fork

Order number	kg
20ERY10	3,3



## Perforated panel

Order number	kg
20NPP6E	1,7



## Tilting shelf

Order number	kg
20ERY52	3,5



## Box holder

Order number	kg
20YV4	0,4

Only applicable to perforated panel



## ERGO Accessories

### structure

the robust and sturdy structure of the mobile frame enables placement and transport of small components and tools

### handle

to facilitate handling

### castors

made from grey rubber, 2 swivel with brakes, 2 fixed ones



### perforated / solid panels

choose from two variants of hanging panels - perforated for fastening the suspension system or a solid panel suitable as a shield

### hanging program

for the variants, see [www.polak.eu](http://www.polak.eu)



For plastic boxes and a suitable suspension program, see [www.nabytek-polak.cz](http://www.nabytek-polak.cz) or the Workshop Furniture 2018/1 catalogue.

### shelf

in two depths

### fixed shelf

included in the mobile frame ERGO1



### Mobile frame handle

Order number	20MRERGO1M
--------------	------------

### Solid panel / perforated panel

Order number of solid panel	Order number of perforated panel	H x W mm	kg
8NP10	8NPP10	380 x 1000	3,0
	8NPP10H	190 x 1000	1,7

### Shelf

Order number	D x W mm	kg
8NPO10-1	206 x 1000	3,2
8NPO10-2	370 x 1000	5,0

### ERGO1 mobile frame

Order number	W x D x H mm	kg	kg
20MRERGO1	1080 x 840 x 1926	280	56


1 lower shelf, 2 castors KN 100 mm, 2 castors KNOB 100 mm



### ERGO2 mobile frame

Order number	W x D x H mm	kg	kg
20MRERGO2	840 x 1080 x 1926	280	57

1 tilting shelf, 2 castors KN 100 mm, 2 castors KNOB 100 mm; with regard to the castors' loading capacity, we recommend that no more than 3 shelves are placed on the frame, can be fitted with shelves ERGO2 only



### ERGO2 tilting shelf


Order number	W x D mm	kg	kg
20MRERGO2P	706 x 1053	50	15



### ERGO3 mobile frame

Order number	W x D x H mm	kg	kg
20MRERGO3	1170 x 1080 x 1926	280	68

1 tilting shelf, 2 castors KN 100 mm, 2 castors KNOB 100 mm; with regard to the castors' loading capacity, we recommend that no more than 3 shelves are placed on the frame, can be fitted with shelves ERGO3 only



### ERGO3 tilting shelf

Order number	W x D mm	kg	kg
20MRERGO3P	1033 x 1053	50	20,5



### Auxiliary table

Worktop	Order number	W x D x H mm	kg	kg
multiplex 40 mm	20PSERGO1	600 x 600 x 1500	15	30
lamination 38 mm	20PSERGO2	600 x 600 x 1500	15	30

1 perforated panel, height-adjustable

### PC shelf

Order number	W x D x H mm	kg	kg
20PERGO	230 x 530 x 485	10	9,2

To be suspended under the worktop




The ergonomic workbenches can be connected with a corner module. The workbenches between which the corner module is placed must be of the same type; it cannot be placed between crank-controlled workbenches.



### Corner module

Order number	kg	kg
20RERGO	50	20







## ESD program

All of the ESD range on offer can be found in the separate ESD program 2020 catalogue.







### POLAK ESD furniture

The antistatic furniture program is made up of a comprehensive range of products ensuring protection against electrostatic discharge. The products are designed in conformity with ČSN EN 61340-5-1 and fulfil the specified values of resistance; small plastic parts, like plugs, labels and handles, are not ESD conductive. The program is based on the company's workshop furniture catalogue and offers the user a comprehensive range for the creation of individual system workplaces. The antistatic products are only manufactured in the RAL 1028 and 7016 colour combinations.



### EPA workplace

electrostatic discharge protected area

#### Variant 1

- 1 ESD workbench pad  
synthetic rubber, resistant to solder and heat, all-volume conductivity
- 2 ESD band  
protecting the user against electric shock
- 3 Workbench  
without ESD adaptations
- 4 Work chair  
without ESD adaptations
- 5 Surrounding area  
without adaptations for ESD



#### Variant 2

- 1 ESD pad under workplace  
synthetic rubber, slip-resistant, all-volume conductivity
- 2 ESD band  
protecting the user against electric shock
- 3 Workbench  
ESD design, special varnish, antistatic worktop, earthing points
- 4 Work chair  
ESD design
- 5 Surrounding area  
without adaptations for ESD



#### Variant 3

- 1 Workbench  
ESD design, special varnish, antistatic worktop, earthing points
- 2 ESD band  
protecting the user against electric shock
- 3 Extension incl. accessories  
ESD design, special varnish, earthing points
- 4 Work chair  
without ESD adaptations
- 5 Surrounding area  
without adaptations for ESD



#### Variant 4

- 1 Ergonomic workplace incl. accessories  
ESD design, special varnish, antistatic worktop, earthing points
- 2 ESD band  
protecting the user against electric shock
- 3 Mobile frame  
ESD design, special varnish, earthing points, conductive castors
- 4 Work chair  
ESD design
- 5 Surrounding area  
adapted for ESD
- 6 Workshop furniture  
ESD design, special varnish, earthing points, conductive castors







## ESD workshop furniture

The entire ESD range can be found in the separate ESD program catalogue.



### SK, UK workshop cabinets

RAL 1028 and 7016 colour scheme – antistatic varnish, equipped with earthing points, SK, UK cabinet variants, solid and glass doors offered, including accessories (perforated panels, drawers, varnished shelves, hanging program)

### workbench extensions

RAL 1028 and 7016 colour scheme – antistatic varnish, column extensions or box extensions with roller-shutter offered, including accessories (perforated panels, varnished shelves, hanging program, arm, electrical accessories)

### drawer cabinets

RAL 1028 and 7016 colour scheme – antistatic varnish, equipped with earthing points, 12 housing ground plans in several heights, drawers in several sizes and doors offered, including accessories (elevated edge, base, varnished shelf)

### plastic accessories

made from antistatic plastic, various variants of plastic partition in several sizes offered (dissipative).

### ergonomic workplaces

RAL 1028 and 7016 colour scheme – antistatic varnish, equipped with earthing points, various design variants offered, including accessories



### KOMBI workbenches

RAL 1028 and 7016 colour scheme – antistatic varnish, equipped with earthing points, antistatic worktop th. 38 mm, various design variants offered, including accessories

### mobile containers

RAL 1028 and 7016 colour scheme – antistatic varnish, equipped with earthing points, conductive castors, various design variants offered, including accessories



### work chair

dissipating static charge from a sitting person if used together with a conductive floor or mats supplied by a contractual trading partner

### mobile frames

RAL 1028 and 7016 colour scheme – antistatic varnish, equipped with earthing points, conductive castors, various design variants offered, including accessories



news 2020

**POLAK CZ s.r.o.**

569 12 Opatov 348  
Czech Republic  
info@polakcz.cz  
www.polakcz.cz

© copyright POLAK CZ 2020

📖 electronic catalog on [www.polakcz.cz](http://www.polakcz.cz)

creation, design ————— polak cz  
design, corrections ————— ameo svitavy  
print ————— h.r.g. litomyšl

This catalogue contains technical data valid as of the date of its publication;  
these can change during its validity owing to continuous development.

For current information, see [www.polakcz.cz](http://www.polakcz.cz) and [www.smfu.eu](http://www.smfu.eu).

Terms of trade at [www.polakcz.cz](http://www.polakcz.cz).

The publisher bears no responsibility for deviations of printed colours from  
reality; these minor deviations are caused by the printing process.

The colour scheme of the illustrative pictures and photos constitutes no re-  
sponsibility of the manufacturer to supply them in this design.

This catalogue is part of the POLAK CZ catalogue family.



workshop furniture  
2018/1



news 2020



overview 2020



ESD program 2020



lukáš



zuzka



pepa