


Workshop furniture 2018/1





## Drawer cabinets

27 x 27D	27 x 36D	19 x 27D
36 x 36D	54 x 36D	27 x 19D
54 x 27D	19 x 36D	36 x 19D
36 x 27D	45 x 36D	45 x 19D

23–122



27x27D 36x36D 54x27D 36x27D 27x36D 54x36D 19x36D 45x36D 19x27D 27x19D 36x19D 45x19D

27 35 43 51 59 67 75 83 91 99 107 115




## Workbenches

Kombi workbenches	Workbench feet
Modular workbenches	Castors
Mobile workbenches	Workbench accessories
Workbench tops	

123–160



125 135 141 145 147 151 153



## Drawer partition material

Metal drawer partition  
Plastic boxes  
Plastic troughs  
Partition - drawer sets

161–182



163 167 169 171



## Electrical accessories

Electric strips  
Extension supplies  
Lighting

183–192



185 188 191



## NC program

Cutting tool holders	NC transport trolleys
Punching tool holders	NC table stand
NC drawer storage	
NC cabinets	

193–224



201 205 209 211 221 223



## Special cabinets

Quality stations  
Computer cabinets

225–232



227 231



## Cabinets

Hinged-door cabinets SK	Vertical cabinets
Hinged-door cabinets UK	
Sliding-door cabinets	
Roller-shutter cabinets	

233–256



235 243 249 253 255



## Clothes lockers

Clothes lockers with base	Clothes lockers ZET
Clothes lockers with bench	Box cabinets
Split clothes lockers	Accessories for clothes lockers
Benches for clothes lockers	

257–280



261 265 267 270 271 273 277





The POLAK CZ company is proud of its position as one of the leading Czech industrial companies in the area of workshop furniture manufacturing. POLAK trademark products originate in modern production facilities and are constructed in conformity with the latest requirements for production flexibility and effectiveness, the creation of a comfortable working environment, and environmental protection. The quality of our trademark is guaranteed by our modern technological facilities featuring CNC-automated workplaces and robotized lines controlled by a professional information system.

Complete customer service and technical advice are naturally part of the support we provide to users of our furniture, which is easily available thanks to our extensive sales network. We will be glad to prove to you that our products will be of assistance in your work.



#### POLAK workshop furniture

- represents a system which will enable you to grow, promptly and effectively respond to instantaneous operational needs, and create combinations based on a modular concept
- represents high utility value, modern and user-friendly design
- represents quality and very long service life
- represents the continuous activity of our design team in the process of innovation and development




#### The POLAK trademark


- is here for your workshop or plant. It will bring order to your operations and storage, and streamline your work
- is here to help professionals in their everyday work via products that come in a wide range of types and versions
- is here for every professional who places stress on working environment quality and who needs to select a system that includes many sizes of bodies, drawers, cabinets, storage systems and colours



# Welding of cabinet housings








**Desktops equipped  
with grub nuts**





**Welding  
of drawer cabinets**



Production of developed shapes of sheet parts





# Production line for flat parts





# Painting line







### Basic colour scheme



The standard RAL 7035 colour applies to the workshop furniture range in the case of single-part products (e.g., workbench feet). For combined products (e.g., housing/drawers/doors), RAL 7035/5012 is used. This colour scheme is used unless a required product colour is specified in the order.

- RAL 7035  
light grey
- RAL 5012  
light blue



### Colour scheme at no extra cost

The furniture range can come in a colour combination different from the standard one provided this colour is specified in the order: for single-part products, the colour is specified by a single RAL (e.g., RAL 5010); for combined products, the colour is always specified by a RAL colour shade for each detachable part of the product, separated by slashes in the order: housing/drawers/doors (example: RAL 5012/7035/5010, or RAL 5012/7035 – for a product which has a door or drawers only).

- RAL 7035  
light grey
- RAL 5012  
light blue
- RAL 5010  
enzyan blue

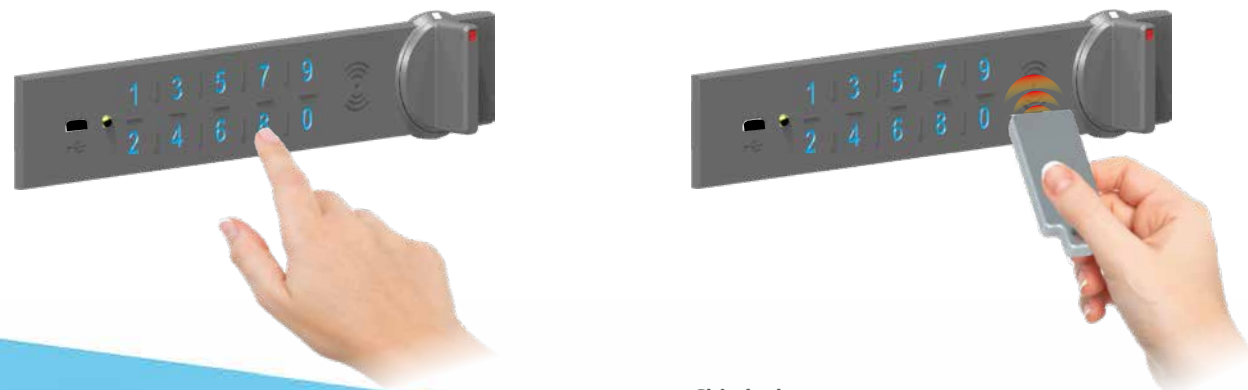
### Individual colour scheme at 8 % extra cost

The furniture range can come in a colour combination from a colour group at extra cost, provided this colour is specified in the order: for single-part products, the colour is specified by a single RAL (e.g., RAL 1023); for combined products, the colour is always specified by a RAL colour shade for each detachable part of the product, separated by slashes in the order: housing/drawers/doors (example: RAL 7016/5018/5015, or RAL 5018/6011 – for a product which has no door).



## Electronic locks for drawer cabinets

The electronic locks, designed for direct access to drawer cabinets without a key, have been developed and are manufactured by the POLAK company. Power supply by 4 common AA batteries. Service life of the recommended batteries is up to 50,000 locking cycles. Visual indication of discharged batteries. For detailed operating instructions, see [www.smfu.eu](http://www.smfu.eu).



### Code lock

These electronic locks for unlocking drawer cabinets by means of a numeric code are equipped with a full-fledged keyboard with capacitive control. Unlocking by a five-character custom code and subsequent rotation of the knob. Locking by returning the knob to the original position. User comfort supported by visual and sound indication.

Every lock enables up to 5 predefined codes to be saved = up to 5 users of a single lock.

### The manufacturer's general code


The user master code is preset by the manufacturer; the user can change this master code.

### Chip lock

These electronic locks for unlocking by means of wireless technology are equipped with an integrated RFID chip, light and sound indication. The lock can be unlocked by merely placing the chip with subsequent rotation of the knob. It is locked by returning the knob to the original position. The user can preset up to 5 chips. Cannot be unlocked by a code. The chip lock delivery includes one chip.

### Spare chip

Order number	CHIP



**Micro USB connector**  
Emergency unlocking if the batteries are flat.


**LED diode**  
Green and red flashing indicates correctly entered values and warns of flat batteries.

**Numeric coding**  
Capacitive control of the numeric keyboard, sound indication.

**Chip reader**  
Up to 5 chips can be preset for unlocking.

## Key locking

By default, all products of workshop furniture and clothes lockers are equipped with cylindrical locks; each lock is delivered with two keys.



### Individual keys

The work benches and/or drawer cabinets are delivered with a single key system, with which you can unlock even several locks in the same product. However, you have a separate key for every product.

### Common key

Optionally, the original lock design can enable you to open several locks in various workshop furniture products with a single master key. Thus, a worker can unlock a work cabinet, mobile container and drawer cabinet with a single key.



### Two-point locking

All double-wing doors are equipped with the original POLAK two-point locking system. All parts are made of high-strength plastic with glass content, providing for quiet locking and opening of the door.



### Single-point locking

The original POLAK design plastic handle is a necessary part of every lock with a single-point latch. The single-point locked door is equipped with a spring arrest mechanism to prevent self-opening of the door in the unlocked position.





**POLAK SMART FURNITURE**  
is an on-line link to our virtual consultancy  
on our workshop furniture



POLAK workshop furniture is equipped with description labels provided with NFC and QR technologies. The passive NFC tags and QR codes come in in a special plastic label and can promptly connect you to the virtual world of our workshop furniture by means of a reader of these technologies. For example, simply use a tablet with an application for QR-code reading to read through the assembly instructions for the POLAK product you have purchased, to familiarize you with safety instructions for its use, learn how to take care of your product or how to exploit its possibilities fully.



The workshop furniture products marked in the catalogue with the smartphone symbol are provided with plastic description labels with the NFC and QR technology.





## Drawer cabinets





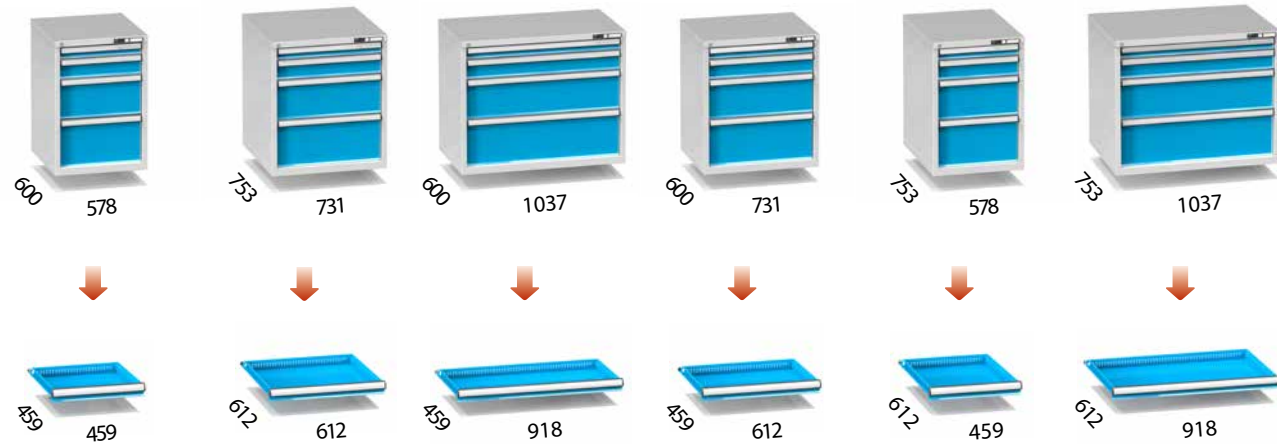


The POLAK trademark features a typical, high-valued systematic concept and broad variability of our products. The variable program of our drawer cabinets will exactly meet your needs and wishes. Our high-quality drawer cabinets are manufactured according to state-of-the-art automated production processes which ensure consistent quality and precision. The drawer cabinet bodies are made up of welded individual design parts made of quality sheet steel. The internal housing structure is provided with perforations in 25 mm spacing. These perforations are used for fixing the drawer guide rails, their height arrangement and configuration of the required drawer assembly. The guide rails or shelf hooks can be rearranged very simply and quickly without



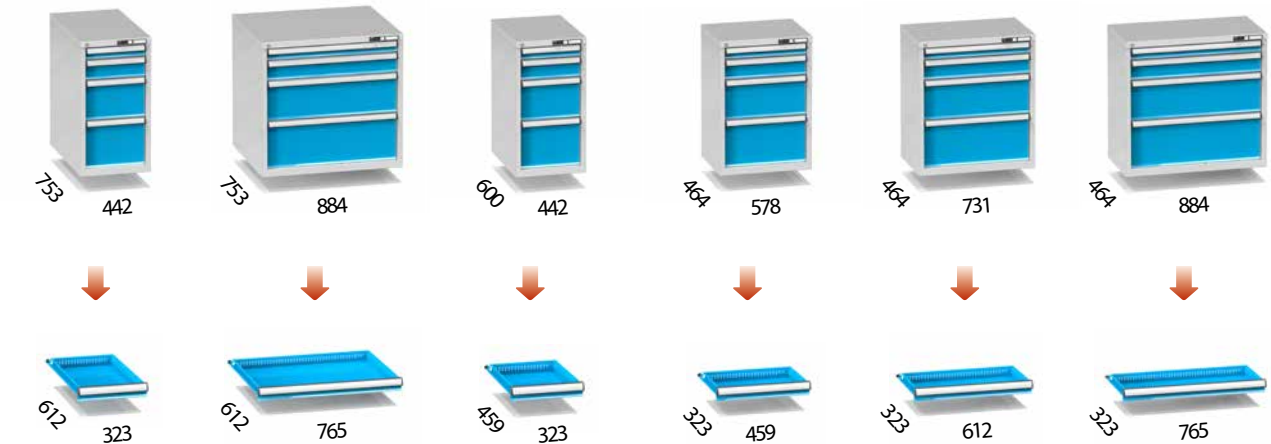
any tools. The drawer cabinet is equipped with a central locking system and drawer blocking mechanism. The drawers are the basic storage elements; therefore, they meet high strength and stability requirements. Our production offers 7 drawer heights with side and bottom perforations in 17 mm spacing. This will enable you to employ dividing material for effective layout of the drawer volume. We believe that our range of 12 drawer housing models in 5 widths, 3 depths, many heights, and 7 drawer heights, as well as the broad variety of accessories for both cabinets and drawers, will meet your requirements.



ZA 27 × 27D    ZB 36 × 36D    ZC 54 × 27D    ZD 36 × 27D    ZE 27 × 36D    ZG 54 × 36D



ZH 19 × 36D    ZK 45 × 36D    ZL 19 × 27D    ZN 27 × 19D    ZP 36 × 19D    ZR 45 × 19D



**Information label and protective corners of the drawer**  
Thanks to the elegant plastic termination of the drawer handle in a descriptive label space, you can always have an overview of the drawer cabinet content. The label is protected with a transparent cover and plastic plugs on the sides.



**Drawer blocking system**  
If a drawer is pulled out, the central locking safety mechanism locks all the other drawers to prevent the cabinet from toppling forwards.



**Partial extension**  
A high-quality mechanism on ball bearings, with a loading capacity of 70 kg and 88 % extension. Depending on the drawer height, the extension mechanism guide rails are adjustable by 25 mm on the sides of the housing. Simply and without any tools, you can readjust the drawer and easily configure the entire drawer assembly in the cabinet.




**Full extension**  
The extension design provides for 100 % drawer extension, enabling access all across its area. The extension mechanism guide rails are adjustable by 25 mm on the sides of the drawer cabinet body. Smooth, silent travel, maximum capacity of 200 kg.





## Drawer cabinets 27 x 27D

The following pages contain the most popular assemblies of our drawer cabinets in the ZA series. Please carefully study the pages of this model with the predefined cabinet assemblies. If you do not find a suitable drawer cabinet, take advantage of the POLAK modular furniture system to create for yourself an assembly according to your wishes and requirements. There is a broad selection of bodies of all heights, drawers, doors and other accessories at your disposal on a special page. You can equip an empty body according to your wishes. The standard accessories of the drawer cabinet include a central lock and drawer lock mechanisms. If you intend to create a drawer cabinet on castors, remember to equip it with safety catch drawers.



### Basic colour scheme

Unless a required colour is specified in the order, the basic colour scheme of RAL 7035 for the housing and RAL 5012 for the drawer (door) is used.



## Standard configuration

### Height 190 mm



Order number	Locking
ZA19-1	cylindrical lock

Size 578 x 600 x 190 mm  
1 drawer  
18 kg



Only to be suspended under the workbench top.

### Height 390 mm



100 E  
200 E

Order number	Locking
ZA39-2	cylindrical lock
ZA39-2C	code lock
ZA39-2F	chip lock

Size 578 x 600 x 390 mm  
2 drawers  
34 kg



75 E  
100 E  
125 E

Order number	Locking
ZA39-4	cylindrical lock
ZA39-4C	code lock
ZA39-4F	chip lock

Size 578 x 600 x 390 mm  
3 drawers  
40 kg



100 E  
100 E  
100 E

Order number	Locking
ZA39-3	cylindrical lock
ZA39-3C	code lock
ZA39-3F	chip lock

Size 578 x 600 x 390 mm  
3 drawers  
40 kg



75 E  
75 E  
150 E

Order number	Locking
ZA39-5	cylindrical lock
ZA39-5C	code lock
ZA39-5F	chip lock

Size 578 x 600 x 390 mm  
3 drawers  
40 kg

### Height 840 mm



door  
750 mm

Order number	Locking
ZA84-1	cylindrical lock

Size 578 x 600 x 840 mm  
1 door, 2 shelves  
36 kg



75 E  
125 E  
door  
550 mm

Order number	Locking
ZA84-2	cylindrical lock

Size 578 x 600 x 840 mm  
2 drawers, 1 door, 1 shelf  
48 kg



150 E  
300 E  
300 E

Order number	Locking
ZA84-3	cylindrical lock
ZA84-3C	code lock
ZA84-3F	chip lock

Size 578 x 600 x 840 mm  
3 drawers  
58 kg



75 E  
125 E  
250 E  
300 E

Order number	Locking
ZA84-4	cylindrical lock
ZA84-4C	code lock
ZA84-4F	chip lock

Size 578 x 600 x 840 mm  
4 drawers  
63 kg



75 E  
75 E  
100 E  
100 E  
125 E  
125 E  
150 E

Order number	Locking
ZA84-5	cylindrical lock
ZA84-5C	code lock
ZA84-5F	chip lock

Size 578 x 600 x 840 mm  
7 drawers  
82 kg



75 E  
100 E  
125 E  
200 E  
250 E

Order number	Locking
ZA84-6	cylindrical lock
ZA84-6C	code lock
ZA84-6F	chip lock

Size 578 x 600 x 840 mm  
5 drawers  
69 kg





## Standard configuration

Height 840 mm



75 E  
75 E  
100 E  
150 E  
150 E  
200 E

Order number	Locking
ZA84-7	cylindrical lock
ZA84-7C	code lock
ZA84-7F	chip lock

Size 578 x 600 x 840 mm  
6 drawers  
76 kg



75 E  
75 E  
75 E  
75 E  
100 E  
100 E  
125 E  
125 E

Order number	Locking
ZA84-8	cylindrical lock
ZA84-8C	code lock
ZA84-8F	chip lock

Size 578 x 600 x 840 mm  
8 drawers  
88 kg

Height 990 mm



100 E  
door  
800 mm

Order number	Locking
ZA99-1	cylindrical lock

Size 578 x 600 x 990 mm  
1 drawer, 1 door, 2 shelves  
49 kg



75 E  
125 E  
150 E  
door  
550 mm

Order number	Locking
ZA99-2	cylindrical lock

Size 578 x 600 x 990 mm  
3 drawers, 1 door, 1 shelf  
61 kg



100 E  
100 E  
100 E  
300 E  
300 E

Order number	Locking
ZA99-3	cylindrical lock
ZA99-3C	code lock
ZA99-3F	chip lock

Size 578 x 600 x 990 mm  
5 drawers  
76 kg



75 E  
100 E  
125 E  
150 E  
150 E  
300 E

Order number	Locking
ZA99-4	cylindrical lock
ZA99-4C	code lock
ZA99-4F	chip lock

Size 578 x 600 x 990 mm  
6 drawers  
82 kg



75 E  
75 E  
75 E  
100 E  
100 E  
125 E  
150 E  
200 E

Order number	Locking
ZA99-5	cylindrical lock
ZA99-5C	code lock
ZA99-5F	chip lock

Size 578 x 600 x 990 mm  
8 drawers  
94 kg



75 E  
100 E  
100 E  
125 E  
150 E  
150 E  
200 E

Order number	Locking
ZA99-6	cylindrical lock
ZA99-6C	code lock
ZA99-6F	chip lock

Size 578 x 600 x 990 mm  
7 drawers  
88 kg

Height 1215 mm



75 E  
75 E  
75 E  
75 E  
100 E  
door  
800 mm

Order number	Locking
ZA120-1	cylindrical lock

Size 578 x 600 x 1215 mm  
4 drawers, 1 door, 2 shelves  
76 kg



75 E  
100 E  
125 E  
125 E  
150 E  
door  
550 mm

Order number	Locking
ZA120-2	cylindrical lock

Size 578 x 600 x 1215 mm  
5 drawers, 1 door, 1 shelf  
81 kg



100 E  
125 E  
300 E  
300 E

Order number	Locking
ZA120-3	cylindrical lock
ZA120-3C	code lock
ZA120-3F	chip lock

Size 578 x 600 x 1215 mm  
5 drawers  
85 kg



75 E  
75 E  
75 E  
100 E  
100 E  
100 E  
150 E  
200 E  
200 E

Order number	Locking
ZA120-4	cylindrical lock
ZA120-4C	code lock
ZA120-4F	chip lock

Size 578 x 600 x 1215 mm  
9 drawers  
110 kg



75 E  
75 E  
75 E  
100 E  
100 E  
100 E  
100 E  
150 E  
150 E  
200 E

Order number	Locking
ZA120-5	cylindrical lock
ZA120-5C	code lock
ZA120-5F	chip lock

Size 578 x 600 x 1215 mm  
10 drawers  
116 kg



100 E  
100 E  
125 E  
200 E  
300 E  
300 E

Order number	Locking
ZA120-6	cylindrical lock
ZA120-6C	code lock
ZA120-6F	chip lock

Size 578 x 600 x 1215 mm  
6 drawers  
91 kg

Mobile containers



Order number	ZAMP-1
Size 578 x 600 x 785 mm	rubber pad, 1 shelf 2 castors KP 100 mm 2 castors KPOB 100 mm
20 kg	



Order number	Locking
ZAM39-1	cylindrical lock
Size 578 x 600 x 785 mm	rubber pad, 3 drawers 2 castors KP 100 mm 2 castors KPOB 100 mm
53 kg	



Order number	Locking
ZAM59-1	cylindrical lock
Size 578 x 600 x 785 mm	rubber pad, 3 drawers 2 castors KP 100 mm 2 castors KPOB 100 mm
60 kg	




Order number	Locking
ZAM59-2	cylindrical lock
Size 578 x 600 x 785 mm	rubber pad, 4 drawers 2 castors KP 100 mm 2 castors KPOB 100 mm
64 kg	





## Housings and drawers



### Cabinet housings 27 x 27D

Order number cylindrical lock	Order number code lock	Order number chip lock	S mm	H mm	kg	kg
ZAK19			100	190	150	10
ZAK39	ZAK39C	ZAK39F	300	390	250	16
ZAK59	ZAK59C	ZAK59F	500	590	450	20
ZAK69	ZAK69C	ZAK69F	600	690	450	22
ZAK74	ZAK74C	ZAK74F	650	740	700	24
ZAK84	ZAK84C	ZAK84F	750	840	700	26
ZAK99	ZAK99C	ZAK99F	900	990	700	30
ZAK120	ZAK120C	ZAK120F	1125	1215	700	34
ZAK140	ZAK140C	ZAK140F	1325	1415	700	38


**!** If a body is ordered with a code lock or chip lock, this body can only be equipped with drawers - the body cannot be combined with a door.

### Drawers 27 x 27D – partial extension



Order number drawer w/o safety catch	Order number drawer with safety catch	Front height A mm	Side height C mm	kg	kg
ZAE75	ZAE75P	75	50	70	7,5
ZAE100	ZAE100P	100	75	70	7,9
ZAE125	ZAE125P	125	75	70	8,1
ZAE150	ZAE150P	150	125	70	8,8
ZAE200	ZAE200P	200	175	70	9,7
ZAE250	ZAE250P	250	175	70	10,1
ZAE300	ZAE300P	300	275	70	11,5

### Drawers 27 x 27D – full extension



#### Drawer safety catch

Safety element preventing self-opening of the drawer. It is standard equipment on our mobile products.

Order number drawer w/o safety catch	Order number drawer with safety catch	Front height A mm	Side height C mm	kg	kg
ZAT75	ZAT75P	75	50	200	11,3
ZAT100	ZAT100P	100	75	200	11,8
ZAT125	ZAT125P	125	75	200	12,0
ZAT150	ZAT150P	150	125	200	12,7
ZAT200	ZAT200P	200	175	200	13,6
ZAT250	ZAT250P	250	175	200	14,0
ZAT300	ZAT300P	300	275	200	15,5

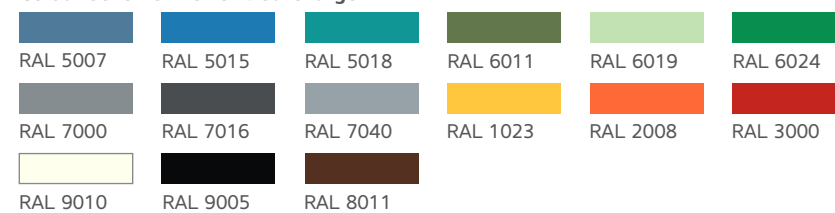
#### How to assemble your own drawer cabinet configuration:

1. Select the height of the drawer cabinet housing.
2. Select the number of drawers so that the total of the drawer front (or door) heights A equals the housing clearance height S.
3. Select the colour of the drawer cabinet housing and drawers (door).
4. Select accessories and options.

#### Standard colour scheme without surcharge



#### Colour scheme with 8 % surcharge



See page 17 for detailed information about the product colour scheme.

## Accessories

## 27 x 27D



### Elevated edge

Order number	W x D mm
ZH2727	578 x 600

Three-sided sheet edge, 20 mm height; freely laid 3 mm rubber pad. It cannot be ordered additionally.  
**!** 1,8 kg



### Handles

Order number
MK1

The delivery includes 1 pair of handles. It cannot be ordered additionally.  
**!** 1,8 kg



### Wooden top

Order number	W x D mm
DH2727	578 x 600

A beech-wood top, 40 mm thick, is screwed to the cabinet lid.  
**!** 9,9 kg



### Shelf

Order number	W x D mm
VP2727	564 x 485

Shelf of galvanized sheet, 50 kg load capacity, height-adjustable thanks to the cabinet wall perforations  
 4 hooks for suspension of shelves  
**!** 3,2 kg



### Door

Order number	Height mm
D27-500	500
D27-600	600
D27-650	650
D27-750	750

The technical design of the door enables you to change the opening direction from right to left.  
 For the colour scheme, see page 17.



### Door with sill

Order number	Height mm
DP27-550	500 + 50 sill
DP27-650	600 + 50 sill
DP27-700	650 + 50 sill
DP27-800	750 + 50 sill

The technical design of the door enables you to change the opening direction from right to left.  
 For the colour scheme, see page 17.



### Base

Order number	Height mm
SO2727	100


2 detachable faces  
**!** 9,5 kg





## Drawer partition material – sets


27 x 27D



### Metal partition

Drawer front height mm	Order number	kg
75	272711	0,4
100, 125	272712	0,6
150	272713	0,9
200, 250	272714	1,3
300	272715	2,1


2 pieces of smooth partition  
1 piece of slotted partition



### Metal partition

Drawer front height mm	Order number	kg
75	272721	0,8
100, 125	272722	1,3
150	272723	1,9
200, 250	272724	2,6
300	272725	4,2

6 pieces of smooth partition  
2 pieces of slotted partition



### Metal partition

Drawer front height mm	Order number	kg
75	272731	1,1
100, 125	272732	1,8
150	272733	2,5
200, 250	272734	3,6
300	272735	5,8


8 pieces of smooth partition  
3 pieces of slotted partition



### Slip-resistant pad

Order number	W x D mm
PG2727	459 x 459


Foam rubber of 3 mm thickness  
kg 0,1



### Boxes

Minimum height of drawer face mm	Order number	kg
75	2727PK25	0,9
75	2727PK50	1,4
100	2727PK75	1,8


9 boxes, W x D 153 x 153 mm  
9 large partitions  
18 small partitions



### Troughs

Trough width mm	Order number	kg
70	2727PU2	0,8


9 two-piece troughs, W x D 153 x 153 mm  
18 partitions



### Troughs

Trough width mm	Order number	kg
45	2727PU3	0,9

9 three-piece troughs, W x D 153 x 153 mm  
27 partitions



### Troughs

Trough width mm	Order number	kg
33	2727PU4	1,2

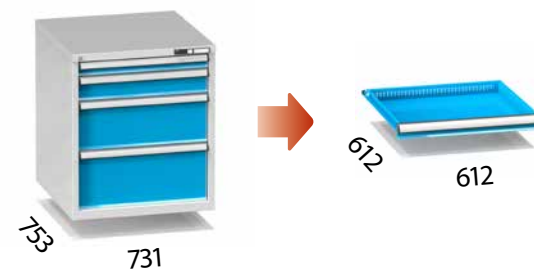
9 four-piece troughs, W x D 153 x 153 mm  
36 ks partitions





## Drawer cabinets 36 x 36D

The following pages contain the most popular assemblies of our drawer cabinets in the ZB series. Please carefully study the pages of this model with the predefined cabinet assemblies. If you do not find a suitable drawer cabinet, take advantage of the POLAK modular furniture system to create for yourself an assembly according to your wishes and requirements. There is a broad selection of bodies in all heights, drawers, doors and other accessories at your disposal on a special page. You can equip an empty body according to your wishes. The standard accessories for the drawer cabinet include a central lock and drawer lock mechanisms. If you intend to create a drawer cabinet on castors, remember to equip it with safety catch drawers.



### Basic colour scheme

Unless a required colour is specified in the order, the basic colour scheme of RAL 7035 for the housing and RAL 5012 for the drawer (door) is used.



## Standard configuration

### Height 190 mm



Order number	Locking
ZB19-1	cylindrical lock

Size 731 x 753 x 190 mm  
1 drawer  
23 kg



Only to be suspended under the workbench top.

### Height 390 mm



Order number	Locking
ZB39-1	cylindrical lock
ZB39-1C	code lock
ZB39-1F	chip lock

Size 731 x 753 x 390 mm  
1 drawer  
36 kg



Order number	Locking
ZB39-3	cylindrical lock
ZB39-3C	code lock
ZB39-3F	chip lock

Size 731 x 753 x 390 mm  
3 drawers  
53 kg



Order number	Locking
ZB39-2	cylindrical lock
ZB39-2C	code lock
ZB39-2F	chip lock

Size 731 x 753 x 390 mm  
2 drawers  
45 kg



Order number	Locking
ZB39-4	cylindrical lock
ZB39-4C	code lock
ZB39-4F	chip lock

Size 731 x 753 x 390 mm  
3 drawers  
53 kg

### Height 840 mm



Order number	Locking
ZB84-1	cylindrical lock

Size 731 x 753 x 840 mm  
1 door, 2 shelves  
46 kg



Order number	Locking
ZB84-2	cylindrical lock

Size 731 x 753 x 840 mm  
2 drawers, 1 door, 1 shelf  
62 kg



Order number	Locking
ZB84-3	cylindrical lock
ZB84-3C	code lock
ZB84-3F	chip lock

Size 731 x 753 x 840 mm  
3 drawers  
75 kg



Order number	Locking
ZB84-4	cylindrical lock
ZB84-4C	code lock
ZB84-4F	chip lock

Size 731 x 753 x 840 mm  
4 drawers  
82 kg



Order number	Locking
ZB84-5	cylindrical lock
ZB84-5C	code lock
ZB84-5F	chip lock

Size 731 x 753 x 840 mm  
5 drawers  
89 kg



Order number	Locking
ZB84-6	cylindrical lock
ZB84-6C	code lock
ZB84-6F	chip lock

Size 731 x 753 x 840 mm  
6 drawers  
100 kg





## Standard configuration

Height 990 mm



100 E  
door  
800 mm

Order number	Locking
ZB99-1	cylindrical lock

Size 731 x 753 x 990 mm  
1 drawer, 1 door, 2 shelves  
62 kg



75 E  
125 E  
150 E  
door  
550 mm

Order number	Locking
ZB99-2	cylindrical lock

Size 731 x 753 x 990 mm  
3 drawers, 1 door, 1 shelf  
76 kg



100 E  
100 E  
100 E  
300 E  
300 E

Order number	Locking
ZB99-3	cylindrical lock
ZB99-3C	code lock
ZB99-3F	chip lock

Size 731 x 753 x 990 mm  
5 drawers  
99 kg

Height 1215 mm



75 E  
75 E  
75 E  
100 E  
100 E  
150 E  
150 E  
200 E  
200 E

Order number	Locking
ZB120-4	cylindrical lock
ZB120-4C	code lock
ZB120-4F	chip lock

Size 731 x 753 x 1215 mm  
9 drawers  
143 kg



100 E  
100 E  
125 E  
200 E  
300 E  
300 E

Order number	Locking
ZB120-5	cylindrical lock
ZB120-5C	code lock
ZB120-5F	chip lock

Size 731 x 753 x 1215 mm  
6 drawers  
118 kg



75 E  
100 E  
125 E  
150 E  
150 E  
300 E

Order number	Locking
ZB99-4	cylindrical lock
ZB99-4C	code lock
ZB99-4F	chip lock

Size 731 x 753 x 990 mm  
6 drawers  
108 kg



100 E  
200 E  
300 E  
300 E

Order number	Locking
ZB99-5	cylindrical lock
ZB99-5C	code lock
ZB99-5F	chip lock

Size 731 x 753 x 990 mm  
4 drawers  
91 kg



75 E  
100 E  
100 E  
125 E  
150 E  
150 E  
200 E

Order number	Locking
ZB99-6	cylindrical lock
ZB99-6C	code lock
ZB99-6F	chip lock

Size 731 x 753 x 990 mm  
7 drawers  
115 kg

### Mobile containers



Order number	Locking
ZBMP-1	

Size 731 x 753 x 810 mm  
rubber pad, 1 shelf  
2 castors KP 125 mm  
2 castors KPOB 125 mm  
32 kg



100 E  
100 E  
100 E

Order number	Locking
ZBM39-1	cylindrical lock

Size 731 x 753 x 810 mm  
rubber pad, 3 drawers  
2 castors KP 125 mm  
2 castors KPOB 125 mm  
70 kg

Height 1215 mm



75 E  
75 E  
75 E  
100 E  
door  
800 mm

Order number	Locking
ZB120-1	cylindrical lock

Size 731 x 753 x 1215 mm  
4 drawers, 1 door, 2 shelves  
97 kg



75 E  
100 E  
125 E  
125 E  
150 E  
door  
550 mm

Order number	Locking
ZB120-2	cylindrical lock

Size 731 x 753 x 1215 mm  
5 drawers, 1 door, 1 shelf  
105 kg



100 E  
125 E  
300 E  
300 E  
300 E

Order number	Locking
ZB120-3	cylindrical lock
ZB120-3C	code lock
ZB120-3F	chip lock

Size 731 x 753 x 1215 mm  
5 drawers  
109 kg



75 E  
125 E  
300 E

Order number	Locking
ZBM59-1	cylindrical lock

Size 731 x 753 x 810 mm  
rubber pad, 3 drawers  
2 castors KP 125 mm  
2 castors KPOB 125 mm  
73 kg



75 E  
100 E  
125 E  
200 E  
250 E


Order number	Locking
ZBM84-1	cylindrical lock

Size 731 x 753 x 1060 mm  
rubber pad, 5 drawers  
2 castors KP 125 mm  
2 castors KPOB 125 mm  
99 kg





## Housings and drawers



### Cabinet housings 36 x 36D

Order number cylindrical lock	Order number code lock	Order number chip lock	S mm	H mm	kg	kg
ZBK19			100	190	150	13
ZBK39	ZBK39C	ZBK39F	300	390	250	21
ZBK59	ZBK59C	ZBK59F	500	590	450	25
ZBK69	ZBK69C	ZBK69F	600	690	450	27
ZBK74	ZBK74C	ZBK74F	650	740	700	30
ZBK84	ZBK84C	ZBK84F	750	840	700	32
ZBK99	ZBK99C	ZBK99F	900	990	700	36
ZBK120	ZBK120C	ZBK120F	1125	1215	700	41
ZBK140	ZBK140C	ZBK140F	1325	1415	700	46

**!** If a body is ordered with a code lock or chip lock, this body can only be equipped with drawers - the body cannot be combined with a door.




### Drawers 36 x 36D – partial extension

Order number drawer w/o safety catch	Order number drawer with safety catch	Front height A mm	Side height C mm	kg	kg
ZBE75	ZBE75P	75	50	70	10,1
ZBE100	ZBE100P	100	75	70	10,7
ZBE125	ZBE125P	125	75	70	11,0
ZBE150	ZBE150P	150	125	70	11,9
ZBE200	ZBE200P	200	175	70	13,1
ZBE250	ZBE250P	250	175	70	13,6
ZBE300	ZBE300P	300	275	70	15,4

### Drawers 36 x 36D – full extension

Order number drawer w/o safety catch	Order number drawer with safety catch	Front height A mm	Side height C mm	kg	kg
ZBT75	ZBT75P	75	50	200	15,1
ZBT100	ZBT100P	100	75	200	15,7
ZBT125	ZBT125P	125	75	200	16,0
ZBT150	ZBT150P	150	125	200	16,9
ZBT200	ZBT200P	200	175	200	18,1
ZBT250	ZBT250P	250	175	200	18,6
ZBT300	ZBT300P	300	275	200	20,4



**Drawer safety catch**  
Safety element preventing self-opening of the drawer. It is standard equipment on our mobile products.

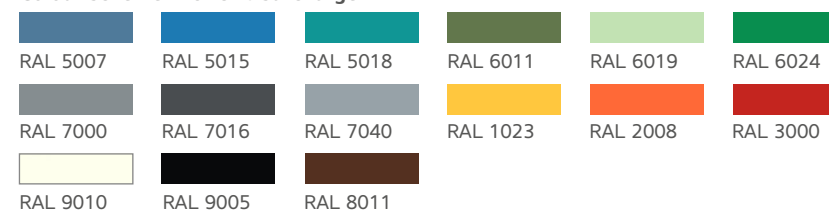
### How to assemble your own drawer cabinet configuration:

1. Select the height of the drawer cabinet housing.
2. Select the number of drawers so that the total of the drawer front (or door) heights A equals the housing clearance height S.
3. Select the colour of the drawer cabinet housing and drawers (door).
4. Select accessories and options.

### Standard colour scheme without surcharge



### Colour scheme with 8 % surcharge



**i** See page 17 for detailed information about the product colour scheme.

## Accessories

## 36 x 36D



### Elevated edge

Order number	W x D mm
ZH3636	731 x 753

Three-sided sheet edge, 20 mm height; freely laid 3 mm rubber pad. It cannot be ordered additionally.  
1 2,2 kg



### Handles

Order number
MK1

The delivery includes 1 pair of handles. It cannot be ordered additionally.  
1 1,8 kg



### Wooden top

Order number	W x D mm
DH3636	731 x 753

A beech-wood top, 40 mm thick, is screwed to the cabinet lid.  
1 15,8 kg



### Shelf

Order number	W x D mm
VP3636	717 x 638

Shelf of galvanized sheet, 50 kg load capacity, height-adjustable thanks to the cabinet wall perforations  
4 hooks for suspension of shelves  
1 4,9 kg



### Door

Order number	Height mm
D36-500	500
D36-600	600
D36-650	650
D36-750	750

The technical design of the door enables you to change the opening direction from right to left.  
For the colour scheme, see page 17.



### Door with sill

Order number	Height mm
DP36-550	500 + 50 sill
DP36-650	600 + 50 sill
DP36-700	650 + 50 sill
DP36-800	750 + 50 sill

The technical design of the door enables you to change the opening direction from right to left.  
For the colour scheme, see page 17.



### Base

Order number	Height mm
SO3636	100


2 detachable faces  
1 13,3 kg





## Drawer partition material – sets


36 x 36D



### Metal partition

Drawer front height mm	Order number	kg
75	363611	0,5
100, 125	363612	0,8
150	363613	1,3
200, 250	363614	1,8
300	363615	2,8


2 pieces of smooth partition  
1 piece of slotted partition



### Metal partition

Drawer front height mm	Order number	kg
75	363621	1,1
100, 125	363622	1,5
150	363623	2,6
200, 250	363624	3,6
300	363625	5,5

6 pieces of smooth partition  
2 pieces of slotted partition



### Metal partition

Drawer front height mm	Order number	kg
75	363631	1,4
100, 125	363632	2,1
150	363633	3,6
200, 250	363634	5,1
300	363635	7,6


8 pieces of smooth partition  
3 pieces of slotted partition



### Slip-resistant pad

Order number	W x D mm
PG3636	612 x 612


Foam rubber of 3 mm thickness  
0,1 kg



### Boxes

Minimum height of drawer face mm	Order number	kg
75	3636PK25	1,6
75	3636PK50	2,4
100	3636PK75	3,2


16 boxes, W x D 153 x 153 mm  
16 large partitions  
32 small partitions



### Troughs

Trough width mm	Order number	kg
70	3636PU2	1,5


16 two-piece troughs, W x D 153 x 153 mm  
32 partitions



### Troughs

Trough width mm	Order number	kg
45	3636PU3	1,8

16 three-piece troughs, W x D 153 x 153 mm  
48 partitions



### Troughs

Trough width mm	Order number	kg
33	3636PU4	2,1

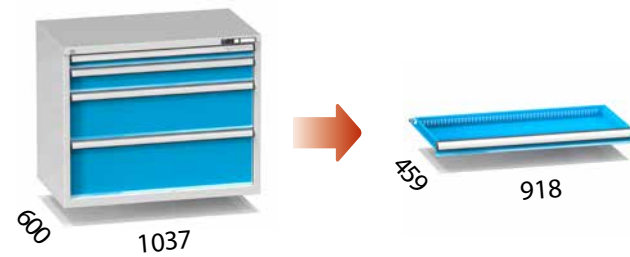
16 four-piece troughs, W x D 153 x 153 mm  
64 partitions





## Drawer cabinets 54 x 27D

The following pages contain the most popular assemblies of our drawer cabinets in the ZC series. Please carefully study the pages of this model with the predefined cabinet assemblies. If you do not find a suitable drawer cabinet, take advantage of the POLAK modular furniture system to create for yourself an assembly according to your wishes and requirements. There is a broad selection of bodies in all heights, drawers, doors and other accessories at your disposal on a special page. You can equip an empty body according to your wishes. The standard accessories for the drawer cabinet include a central lock and drawer lock mechanisms. If you intend to create a drawer cabinet on castors, remember to equip it with safety catch drawers.



### Basic colour scheme

Unless a required colour is specified in the order, the basic colour scheme of RAL 7035 for the housing and RAL 5012 for the drawer (door) is used.



## Standard configuration

Height 840 mm



75 E  
125 E  
door  
550 mm

Order number	Locking
ZC84-2	cylindrical lock

Size 1037 x 600 x 840 mm  
2 drawers, 1 door, 1 shelf  
8 67 kg



150 E  
300 E  
300 E

Order number	Locking
ZC84-3	cylindrical lock
ZC84-3C	code lock
ZC84-3F	chip lock

Size 1037 x 600 x 840 mm  
3 drawers  
8 80 kg



75 E  
125 E  
250 E  
300 E

Order number	Locking
ZC84-4	cylindrical lock
ZC84-4C	code lock
ZC84-4F	chip lock

Size 1037 x 600 x 840 mm  
4 drawers  
8 87 kg



75 E  
100 E  
125 E  
200 E  
250 E

Order number	Locking
ZC84-5	cylindrical lock
ZC84-5C	code lock
ZC84-5F	chip lock

Size 1037 x 600 x 840 mm  
5 drawers  
8 95 kg



75 E  
75 E  
100 E  
100 E  
150 E  
150 E  
200 E

Order number	Locking
ZC84-6	cylindrical lock
ZC84-6C	code lock
ZC84-6F	chip lock

Size 1037 x 600 x 840 mm  
6 drawers  
8 104 kg



75 E  
75 E  
100 E  
100 E  
125 E  
125 E  
150 E

Order number	Locking
ZC84-7	cylindrical lock
ZC84-7C	code lock
ZC84-7F	chip lock

Size 1037 x 600 x 840 mm  
7 drawers  
8 112 kg



75 E  
75 E  
75 E  
75 E  
100 E  
100 E  
125 E  
125 E

Order number	Locking
ZC84-8	cylindrical lock
ZC84-8C	code lock
ZC84-8F	chip lock

Size 1037 x 600 x 840 mm  
8 drawers  
8 120 kg





## Standard configuration

Height 990 mm



100 E  
door  
800 mm

Order number	Locking
ZC99-1	cylindrical lock

Size 1037 x 600 x 990 mm  
1 drawer, 1 door, 2 shelves  
📦 67 kg



75 E  
125 E  
150 E  
door  
550 mm

Order number	Locking
ZC99-2	cylindrical lock

Size 1037 x 600 x 990 mm  
3 drawers, 1 door, 1 shelf  
📦 83 kg



100 E  
100 E  
100 E  
300 E  
300 E

Order number	Locking
ZC99-3	cylindrical lock
ZC99-3C	code lock
ZC99-3F	chip lock

Size 1037 x 600 x 990 mm  
5 drawers  
📦 105 kg



75 E  
100 E  
125 E  
150 E  
150 E  
300 E

Order number	Locking
ZC99-4	cylindrical lock
ZC99-4C	code lock
ZC99-4F	chip lock

Size 1037 x 600 x 990 mm  
6 drawers  
📦 113 kg



100 E  
200 E  
300 E  
300 E

Order number	Locking
ZC99-5	cylindrical lock
ZC99-5C	code lock
ZC99-5F	chip lock

Size 1037 x 600 x 990 mm  
4 drawers  
📦 97 kg

Height 1215 mm



75 E  
75 E  
75 E  
100 E  
door  
800 mm

Order number	Locking
ZC120-1	cylindrical lock

Size 1037 x 600 x 1215 mm  
4 drawers, door, 2 shelves  
📦 103 kg



75 E  
100 E  
125 E  
125 E  
150 E  
door  
550 mm

Order number	Locking
ZC120-2	cylindrical lock

Size 1037 x 600 x 1215 mm  
5 drawers, door, 1 shelf  
📦 111 kg



100 E  
125 E  
300 E  
300 E

Order number	Locking
ZC120-3	cylindrical lock
ZC120-3C	code lock
ZC120-3F	chip lock

Size 1037 x 600 x 1215 mm  
5 drawers  
📦 116 kg



75 E  
75 E  
75 E  
100 E  
100 E  
150 E  
150 E  
200 E  
200 E

Order number	Locking
ZC120-4	cylindrical lock
ZC120-4C	code lock
ZC120-4F	chip lock

Size 1037 x 600 x 1215 mm  
9 drawers  
📦 149 kg



75 E  
100 E  
100 E  
200 E  
200 E  
200 E  
250 E

Order number	Locking
ZC120-5	cylindrical lock
ZC120-5C	code lock
ZC120-5F	chip lock

Size 1037 x 600 x 1215 mm  
7 drawers  
📦 132 kg

## Mobile containers



75 E  
125 E  
300 E

Order number	Locking
ZCM59-1	cylindrical lock

Size 1037 x 600 x 855 mm  
rubber pad, 3 drawers  
2 castors KP 160 mm  
2 castors KPOB 160 mm  
📦 81 kg



75 E  
100 E  
125 E  
300 E

Order number	Locking
ZCM69-1	cylindrical lock

Size 1037 x 600 x 955 mm  
rubber pad, 4 drawers  
2 castors KP 160 mm  
2 castors KPOB 160 mm  
📦 95 kg



75 E  
100 E  
125 E  
200 E  
250 E

Order number	Locking
ZCM84-1	cylindrical lock


Size 1037 x 600 x 1105 mm  
rubber pad, 5 drawers  
2 castors KP 160 mm  
2 castors KPOB 160 mm  
📦 111 kg







## Housings and drawers



### Cabinet housings 54 x 27D

Order number cylindrical lock	Order number code lock	Order number chip lock	S mm	H mm	kg	kg
ZCK39	ZCK39C	ZCK39F	300	390	250	23
ZCK59	ZCK59C	ZCK59F	500	590	450	27
ZCK69	ZCK69C	ZCK69F	600	690	450	30
ZCK74	ZCK74C	ZCK74F	650	740	700	32
ZCK84	ZCK84C	ZCK84F	750	840	700	34
ZCK99	ZCK99C	ZCK99F	900	990	700	38
ZCK120	ZCK120C	ZCK120F	1125	1215	700	43
ZCK140	ZCK140C	ZCK140F	1325	1415	700	48

**!** If a body is ordered with a code lock or chip lock, this body can only be equipped with drawers - the body cannot be combined with a door.




### Drawers 54 x 27D – partial extension

Order number drawer w/o safety catch	Order number drawer with safety catch	Front height A mm	Side height C mm	kg	kg
ZCE75	ZCE75P	75	50	70	10,3
ZCE100	ZCE100P	100	75	70	11,0
ZCE125	ZCE125P	125	75	70	11,4
ZCE150	ZCE150P	150	125	70	12,4
ZCE200	ZCE200P	200	175	70	13,9
ZCE250	ZCE250P	250	175	70	14,6
ZCE300	ZCE300P	300	275	70	16,7

### Drawers 54 x 27D – full extension

Order number drawer w/o safety catch	Order number drawer with safety catch	Front height A mm	Side height C mm	kg	kg
ZCT75	ZCT75P	75	50	200	14,2
ZCT100	ZCT100P	100	75	200	14,9
ZCT125	ZCT125P	125	75	200	15,3
ZCT150	ZCT150P	150	125	200	16,3
ZCT200	ZCT200P	200	175	200	17,8
ZCT250	ZCT250P	250	175	200	18,5
ZCT300	ZCT300P	300	275	200	20,6



**Drawer safety catch**  
Safety element preventing self-opening of the drawer. It is standard equipment on our mobile products.

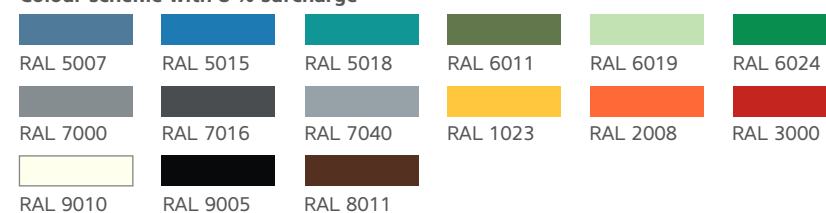
### How to assemble your own drawer cabinet configuration:

1. Select the height of the drawer cabinet housing.
2. Select the number of drawers so that the total of the drawer front (or door) heights A equals the housing clearance height S.
3. Select the colour of the drawer cabinet housing and drawers (door).
4. Select accessories and options.

### Standard colour scheme without surcharge



### Colour scheme with 8 % surcharge



**i** See page 17 for detailed information about the product colour scheme.

## Accessories

## 54 x 27D



### Elevated edge

Order number	W x D mm
ZH5427	1037 x 600

Three-sided sheet edge, 20 mm height; freely laid 3 mm rubber pad.  
It cannot be ordered additionally.  
📦 3,2 kg



### Handles

Order number
MK1

The delivery includes 1 pair of handles. It cannot be ordered additionally.  
📦 1,8 kg



### Wooden top

Order number	W x D mm
DH5427	1037 x 600

A beech-wood top, 40 mm thick, is screwed to the cabinet lid.  
📦 17,6 kg



### Shelf

Order number	W x D mm
VP5427	1023 x 485

Shelf of galvanized sheet, 50 kg load capacity, height-adjustable thanks to the cabinet wall perforations  
4 hooks for suspension of shelves  
📦 5,3 kg



### Door

Order number	Height mm
D54-500	500
D54-600	600
D54-650	650
D54-750	750

The technical design of the door enables you to change the opening direction from right to left.  
For the colour scheme, see page 17.



### Door with sill

Order number	Height mm
DP54-550	500 + 50 sill
DP54-650	600 + 50 sill
DP54-700	650 + 50 sill
DP54-800	750 + 50 sill

The technical design of the door enables you to change the opening direction from right to left.  
For the colour scheme, see page 17.



### Base

Order number	Height mm
SO5427	100


2 detachable faces  
📦 17,6 kg





## Drawer partition material – sets


54 x 27D



Metal partition

Drawer front height mm	Order number	kg
75	542711	0,5
100, 125	542712	0,8
150	542713	1,2
200, 250	542714	1,6
300	542715	2,6


2 pieces of smooth partition  
1 piece of slotted partition



Metal partition

Drawer front height mm	Order number	kg
75	542721	0,9
100, 125	542722	1,5
150	542723	2,3
200, 250	542724	3,3
300	542725	5,2

6 pieces of smooth partition  
2 pieces of slotted partition



Metal partition

Drawer front height mm	Order number	kg
75	542731	1,3
100, 125	542732	2,1
150	542733	3,0
200, 250	542734	4,3
300	542735	6,8


8 pieces of smooth partition  
3 pieces of slotted partition



Slip-resistant pad

Order number	W x D mm
PG5427	918 x 459


Foam rubber of 3 mm thickness  
kg 0,1



Boxes

Minimum height of drawer face mm	Order number	kg
75	5427PK25	1,7
75	5427PK50	2,7
100	5427PK75	3,6


18 boxes, W x D 153 x 153 mm  
18 large partitions  
36 small partitions



Troughs

Trough width mm	Order number	kg
70	5427PU2	1,8


18 two-piece troughs, W x D 153 x 153 mm  
36 partitions



Troughs

Trough width mm	Order number	kg
45	5427PU3	2,0

18 three-piece troughs, W x D 153 x 153 mm  
54 partitions



Troughs

Trough width mm	Order number	kg
33	5427PU4	2,3

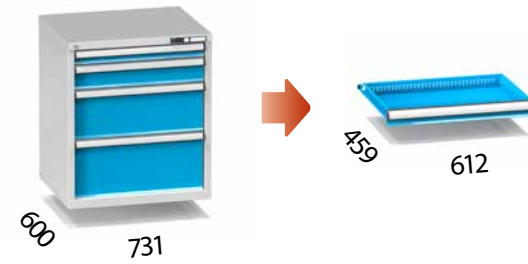
18 four-piece troughs, W x D 153 x 153 mm  
72 partitions





## Drawer cabinets 36 x 27D

The following pages contain the most popular assemblies of our drawer cabinets in the ZD series. Please carefully study the pages of this model with the predefined cabinet assemblies. If you do not find a suitable drawer cabinet, take advantage of the POLAK modular furniture system to create for yourself an assembly according to your wishes and requirements. There is a broad selection of bodies in all heights, drawers, doors and other accessories at your disposal on a special page. You can equip an empty body according to your wishes. The standard accessories for the drawer cabinet include a central lock and drawer lock mechanisms. If you intend to create a drawer cabinet on castors, remember to equip it with safety catch drawers.



### Basic colour scheme

Unless a required colour is specified in the order, the basic colour scheme of RAL 7035 for the housing and RAL 5012 for the drawer (door) is used.



## Standard configuration

Height 840 mm



Order number	Locking
ZD84-1	cylindrical lock

Size 731 x 600 x 840 mm  
1 door, 2 shelves  
41 kg



Order number	Locking
ZD84-2	cylindrical lock

Size 731 x 600 x 840 mm  
2 drawers, 1 door, 1 shelf  
54 kg



Order number	Locking
ZD84-3	cylindrical lock
ZD84-3C	code lock
ZD84-3F	chip lock

Size 731 x 600 x 840 mm  
3 drawers  
65 kg



Order number	Locking
ZD84-4	cylindrical lock
ZD84-4C	code lock
ZD84-4F	chip lock

Size 731 x 600 x 840 mm  
4 drawers  
71 kg



Order number	Locking
ZD84-5	cylindrical lock
ZD84-5C	code lock
ZD84-5F	chip lock

Size 731 x 600 x 840 mm  
5 drawers  
78 kg



Order number	Locking
ZD84-6	cylindrical lock
ZD84-6C	code lock
ZD84-6F	chip lock

Size 731 x 600 x 840 mm  
6 drawers  
85 kg



Order number	Locking
ZD84-7	cylindrical lock
ZD84-7C	code lock
ZD84-7F	chip lock

Size 731 x 600 x 840 mm  
7 drawers  
91 kg



Order number	Locking
ZD84-8	cylindrical lock
ZD84-8C	code lock
ZD84-8F	chip lock

Size 731 x 600 x 840 mm  
8 drawers  
97 kg



Order number	Locking
ZD84-9	cylindrical lock
ZD84-9C	code lock
ZD84-9F	chip lock

Size 731 x 600 x 840 mm  
9 drawers  
104 kg





## Standard configuration

Height 990 mm



100 E  
door  
800 mm

Order number	Locking
ZD99-1	cylindrical lock

Size 731 x 600 x 990 mm  
1 drawer, 1 door, 2 shelves  
53 kg



75 E  
125 E  
150 E  
door  
550 mm

Order number	Locking
ZD99-2	cylindrical lock

Size 731 x 600 x 990 mm  
3 drawers, 1 door, 1 shelf  
69 kg



100 E  
100 E  
100 E  
300 E  
300 E

Order number	Locking
ZD99-3	cylindrical lock
ZD99-3C	code lock
ZD99-3F	chip lock

Size 731 x 600 x 990 mm  
5 drawers  
87 kg

Height 1215 mm



75 E  
75 E  
75 E  
100 E  
100 E  
150 E  
200 E  
200 E

Order number	Locking
ZD120-4	cylindrical lock
ZD120-4C	code lock
ZD120-4F	chip lock

Size 731 x 600 x 1215 mm  
9 drawers  
122 kg



100 E  
100 E  
125 E  
200 E  
300 E  
300 E

Order number	Locking
ZD120-5	cylindrical lock
ZD120-5C	code lock
ZD120-5F	chip lock

Size 731 x 600 x 1215 mm  
6 drawers  
102 kg



75 E  
100 E  
125 E  
150 E  
150 E  
300 E

Order number	Locking
ZD99-4	cylindrical lock
ZD99-4C	code lock
ZD99-4F	chip lock

Size 731 x 600 x 990 mm  
6 drawers  
93 kg



100 E  
200 E  
300 E  
300 E

Order number	Locking
ZD99-5	cylindrical lock
ZD99-5C	code lock
ZD99-5F	chip lock

Size 731 x 600 x 990 mm  
4 drawers  
81 kg



75 E  
100 E  
100 E  
125 E  
150 E  
150 E  
200 E

Order number	Locking
ZD99-6	cylindrical lock
ZD99-6C	code lock
ZD99-6F	chip lock

Size 731 x 600 x 990 mm  
7 drawers  
99 kg

Mobile containers



75 E  
125 E  
300 E

Order number	Locking
ZDM59-1	cylindrical lock

Size 731 x 600 x 810 mm  
rubber pad, 3 drawers  
2 castors KP 125 mm  
2 castors KPOB 125 mm  
64 kg



75 E  
100 E  
125 E  
200 E

Order number	Locking
ZDM59-2	cylindrical lock

Size 731 x 600 x 810 mm  
rubber pad, 4 drawers  
2 castors KP 125 mm  
2 castors KPOB 125 mm  
70 kg

Height 1215 mm



75 E  
75 E  
75 E  
100 E  
door  
800 mm

Order number	Locking
ZD120-1	cylindrical lock

Size 731 x 600 x 1215 mm  
4 drawers, 1 door, 2 shelves  
84 kg



75 E  
100 E  
125 E  
125 E  
150 E  
door  
550 mm

Order number	Locking
ZD120-2	cylindrical lock

Size 731 x 600 x 1215 mm  
5 drawers, 1 door, 1 shelf  
91 kg



100 E  
125 E  
300 E  
300 E  
300 E

Order number	Locking
ZD120-3	cylindrical lock
ZD120-3C	code lock
ZD120-3F	chip lock

Size 731 x 600 x 1215 mm  
5 drawers  
95 kg



75 E  
100 E  
125 E  
300 E

Order number	Locking
ZDM69-1	cylindrical lock

Size 731 x 600 x 910 mm  
rubber pad, 4 drawers  
2 castors KP 125 mm  
2 castors KPOB 125 mm  
74 kg



75 E  
100 E  
125 E  
200 E  
250 E


Order number	Locking
ZDM84-1	cylindrical lock

Size 731 x 600 x 1060 mm  
rubber pad, 5 drawers  
2 castors KP 125 mm  
2 castors KPOB 125 mm  
87 kg





## Housings and drawers



### Cabinet housings 36 x 27D

Order number cylindrical lock	Order number code lock	Order number chip lock	S mm	H mm	kg	kg
ZDK39	ZDK39C	ZDK39F	300	390	250	18
ZDK59	ZDK59C	ZDK59F	500	590	450	22
ZDK69	ZDK69C	ZDK69F	600	690	450	24
ZDK74	ZDK74C	ZDK74F	650	740	700	26
ZDK84	ZDK84C	ZDK84F	750	840	700	28
ZDK99	ZDK99C	ZDK99F	900	990	700	32
ZDK120	ZDK120C	ZDK120F	1125	1215	700	37
ZDK140	ZDK140C	ZDK140F	1325	1415	700	41

**!** If a body is ordered with a code lock or chip lock, this body can only be equipped with drawers - the body cannot be combined with a door.


### Drawers 36 x 27D – partial extension



Order No. drawer w/o safety catch	Order No. drawer with safety catch	Front height A mm	Side height C mm	kg	kg
ZDE75	ZDE75P	75	50	70	8,3
ZDE100	ZDE100P	100	75	70	8,9
ZDE125	ZDE125P	125	75	70	9,2
ZDE150	ZDE150P	150	125	70	10,0
ZDE200	ZDE200P	200	175	70	11,1
ZDE250	ZDE250P	250	175	70	11,6
ZDE300	ZDE300P	300	275	70	13,2

### Drawers 36 x 27D – full extension

Order No. drawer w/o safety catch	Order No. drawer with safety catch	Front height A mm	Side height C mm	kg	kg
ZDT75	ZDT75P	75	50	200	12,3
ZDT100	ZDT100P	100	75	200	12,9
ZDT125	ZDT125P	125	75	200	13,2
ZDT150	ZDT150P	150	125	200	14,0
ZDT200	ZDT200P	200	175	200	15,1
ZDT250	ZDT250P	250	175	200	15,6
ZDT300	ZDT300P	300	275	200	17,2



**Drawer safety catch**  
Safety element preventing self-opening of the drawer. It is standard equipment on our mobile products.

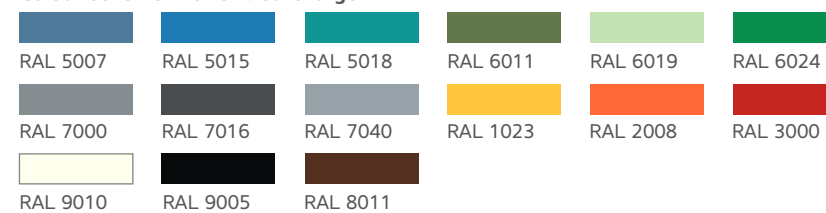
### How to assemble your own drawer cabinet configuration:

1. Select the height of the drawer cabinet housing.
2. Select the number of drawers so that the total of the drawer front (or door) heights A equals the housing clearance height S.
3. Select the colour of the drawer cabinet housing and drawers (door).
4. Select accessories and options.

### Standard colour scheme without surcharge



### Colour scheme with 8 % surcharge



See page 17 for detailed information about the product colour scheme.

## Accessories

## 36 x 27D



### Elevated edge

Order number	W x D mm
ZH3627	731 x 600

Three-sided sheet edge, 20 mm height; freely laid 3 mm rubber pad.  
It cannot be ordered additionally.  
11,3 kg



### Handles

Order number
MK1

The delivery includes 1 pair of handles. It cannot be ordered additionally.  
1,8 kg



### Wooden top

Order number	W x D mm
DH3627	731 x 600

A beech-wood top, 40 mm thick, is screwed to the cabinet lid.  
12,2 kg



### Shelf

Order number	W x D mm
VP3627	717 x 485

Shelf of galvanized sheet, 50 kg load capacity, height-adjustable thanks to the cabinet wall perforations  
4 hooks for suspension of shelves  
3,9 kg



### Door

Order number	Height mm
D36-500	500
D36-600	600
D36-650	650
D36-750	750

The technical design of the door enables you to change the opening direction from right to left.  
For the colour scheme, see page 17.



### Door with sill

Order number	Height mm
DP36-550	500 + 50 sill
DP36-650	600 + 50 sill
DP36-700	650 + 50 sill
DP36-800	750 + 50 sill

The technical design of the door enables you to change the opening direction from right to left.  
For the colour scheme, see page 17.



### Base

Order number	Height mm
SO3627	100


2 detachable faces  
11,4 kg





## Drawer partition material – sets


36 x 27D



### Metal partition

Drawer front height mm	Order number	kg
75	362711	0,4
100, 125	362712	0,7
150	362713	1,0
200, 250	362714	1,4
300	362715	2,3


2 pieces of smooth partition  
1 piece of slotted partition



### Metal partition

Drawer front height mm	Order number	kg
75	362721	0,8
100, 125	362722	1,4
150	362723	2,0
200, 250	362724	2,8
300	362725	4,5

6 pieces of smooth partition  
2 pieces of slotted partition



### Metal partition

Drawer front height mm	Order number	kg
75	362731	1,2
100, 125	362732	1,8
150	362733	2,7
200, 250	362734	3,8
300	362735	6,1


8 pieces of smooth partition  
3 pieces of slotted partition



### Slip-resistant pad

Order number	W x D mm
PG3627	612 x 459


Foam rubber of 3 mm thickness  
kg 0,1 kg



### Boxes

Minimum height of drawer face	Order number	kg
75	3627PK25	1,1
75	3627PK50	1,8
100	3627PK75	2,4


12 boxes, W x D 153 x 153 mm  
12 large partitions  
24 small partitions



### Troughs

Trough width mm	Order number	kg
70	3627PU2	1,2


12 two-piece troughs, W x D 153 x 153 mm  
24 partitions



### Troughs

Trough width mm	Order number	kg
45	3627PU3	1,3

12 three-piece troughs, W x D 153 x 153 mm  
36 partitions



### Troughs

Trough width mm	Order number	kg
33	3627PU4	1,5

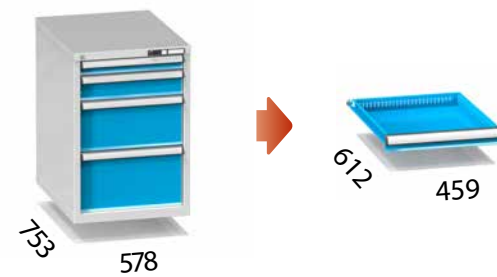
12 four-piece troughs, W x D 153 x 153 mm  
48 partitions





## Drawer cabinets 27 x 36D

The following pages contain the most popular assemblies of our drawer cabinets in the ZE series. Please carefully study the pages of this model with the predefined cabinet assemblies. If you do not find a suitable drawer cabinet, take advantage of the POLAK modular furniture system to create for yourself an assembly according to your wishes and requirements. There is a broad selection of bodies in all heights, drawers, doors and other accessories at your disposal on a special page. You can equip an empty body according to your wishes. The standard accessories for the drawer cabinet include a central lock and drawer lock mechanisms. If you intend to create a drawer cabinet on castors, remember to equip it with safety catch drawers.



### Basic colour scheme

Unless a required colour is specified in the order, the basic colour scheme of RAL 7035 for the housing and RAL 5012 for the drawer (door) is used.



## Standard configuration

Height 840 mm



Order number	Locking
ZE84-1	cylindrical lock

Size 578 x 753 x 840 mm  
1 door, 2 shelves  
41 kg



Order number	Locking
ZE84-2	cylindrical lock

Size 578 x 753 x 840 mm  
2 drawers, 1 door, 1 shelf  
54 kg



Order number	Locking
ZE84-3	cylindrical lock
ZE84-3C	code lock
ZE84-3F	chip lock

Size 578 x 753 x 840 mm  
3 drawers  
68 kg



Order number	Locking
ZE84-4	cylindrical lock
ZE84-4C	code lock
ZE84-4F	chip lock

Size 578 x 753 x 840 mm  
4 drawers  
74 kg



Order number	Locking
ZE84-5	cylindrical lock
ZE84-5C	code lock
ZE84-5F	chip lock

Size 578 x 753 x 840 mm  
5 drawers  
81 kg



Order number	Locking
ZE84-6	cylindrical lock
ZE84-6C	code lock
ZE84-6F	chip lock

Size 578 x 753 x 840 mm  
6 drawers  
88 kg



Order number	Locking
ZE84-7	cylindrical lock
ZE84-7C	code lock
ZE84-7F	chip lock

Size 578 x 753 x 840 mm  
7 drawers  
95 kg



Order number	Locking
ZE84-8	cylindrical lock
ZE84-8C	code lock
ZE84-8F	chip lock

Size 578 x 753 x 840 mm  
8 drawers  
102 kg



Order number	Locking
ZE84-9	cylindrical lock
ZE84-9C	code lock
ZE84-9F	chip lock

Size 578 x 753 x 840 mm  
9 drawers  
109 kg



## Standard configuration

Height 990 mm



100 E  
door  
800 mm

Order number	Locking
<b>ZE99-1</b>	cylindrical lock

Size 578 x 753 x 990 mm  
1 drawer, 1 door, 2 shelves  
📦 52 kg



75 E  
125 E  
150 E  
door  
550 mm

Order number	Locking
<b>ZE99-2</b>	cylindrical lock

Size 578 x 753 x 990 mm  
3 drawers, 1 door, 1 shelf  
📦 70 kg



100 E  
100 E  
100 E  
300 E  
300 E

Order number	Locking
<b>ZE99-3</b>	cylindrical lock
<b>ZE99-3C</b>	code lock
<b>ZE99-3F</b>	chip lock

Size 578 x 753 x 990 mm  
5 drawers  
📦 89 kg



75 E  
100 E  
125 E  
150 E  
150 E  
300 E

Order number	Locking
<b>ZE99-4</b>	cylindrical lock
<b>ZE99-4C</b>	code lock
<b>ZE99-4F</b>	chip lock

Size 578 x 753 x 990 mm  
6 drawers  
📦 97 kg



100 E  
200 E  
300 E  
300 E

Order number	Locking
<b>ZE99-5</b>	cylindrical lock
<b>ZE99-5C</b>	code lock
<b>ZE99-5F</b>	chip lock

Size 578 x 753 x 990 mm  
4 drawers  
📦 81 kg



75 E  
100 E  
100 E  
125 E  
150 E  
150 E  
200 E

Order number	Locking
<b>ZE99-6</b>	cylindrical lock
<b>ZE99-6C</b>	code lock
<b>ZE99-6F</b>	chip lock

Size 578 x 753 x 990 mm  
7 drawers  
📦 103 kg

Height 1215 mm



75 E  
75 E  
75 E  
100 E  
1 door  
800 mm

Order number	Locking
<b>ZE120-1</b>	cylindrical lock

Size 578 x 753 x 1215 mm  
4 drawers, 1 door, 2 shelves  
📦 86 kg



75 E  
100 E  
125 E  
125 E  
150 E  
1 door  
550 mm

Order number	Locking
<b>ZE120-2</b>	cylindrical lock

Size 578 x 753 x 1215 mm  
5 drawers, 1 door, 1 shelf  
📦 93 kg



100 E  
125 E  
300 E  
300 E  
300 E

Order number	Locking
<b>ZE120-3</b>	cylindrical lock
<b>ZE120-3C</b>	code lock
<b>ZE120-3F</b>	chip lock

Size 578 x 753 x 1215 mm  
5 drawers  
📦 98 kg



75 E  
75 E  
75 E  
100 E  
100 E  
150 E  
150 E  
200 E  
200 E

Order number	Locking
<b>ZE120-4</b>	cylindrical lock
<b>ZE120-4C</b>	code lock
<b>ZE120-4F</b>	chip lock

Size 578 x 753 x 1215 mm  
9 drawers  
📦 130 kg



100 E  
100 E  
125 E  
200 E  
300 E  
300 E

Order number	Locking
<b>ZE120-5</b>	cylindrical lock
<b>ZE120-5C</b>	code lock
<b>ZE120-5F</b>	chip lock

Size 578 x 753 x 1215 mm  
6 drawers  
📦 105 kg

## Mobile containers



75 E  
125 E  
300 E

Order number	Locking
<b>ZEM59-1</b>	cylindrical lock

Size 578 x 753 x 810 mm  
rubber pad, 3 drawers  
2 castors KP 125 mm  
2 castors KPOB 125 mm  
📦 65 kg



75 E  
100 E  
125 E  
200 E

Order number	Locking
<b>ZEM59-2</b>	cylindrical lock

Size 578 x 753 x 810 mm  
rubber pad, 4 drawers  
2 castors KP 125 mm  
2 castors KPOB 125 mm  
📦 73 kg



75 E  
100 E  
125 E  
300 E

Order number	Locking
<b>ZEM69-1</b>	cylindrical lock

Size 578 x 753 x 910 mm  
rubber pad, 4 drawers  
2 castors KP 125 mm  
2 castors KPOB 125 mm  
📦 78 kg



75 E  
100 E  
125 E  
200 E  
250 E

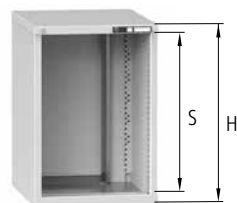
Order number	Locking
<b>ZEM84-1</b>	cylindrical lock

Size 578 x 753 x 1060 mm  
rubber pad, 5 drawers  
2 castors KP 125 mm  
2 castors KPOB 125 mm  
📦 91 kg





## Housings and drawers




### Cabinet housings 27 x 36D

Order number cylindrical lock	Order number code lock	Order number chip lock	S mm	H mm	kg	kg
ZEK39	ZEK39C	ZEK39F	300	390	250	18
ZEK59	ZEK59C	ZEK59F	500	590	450	23
ZEK69	ZEK69C	ZEK69F	600	690	450	24
ZEK74	ZEK74C	ZEK74F	650	740	700	27
ZEK84	ZEK84C	ZEK84F	750	840	700	29
ZEK99	ZEK99C	ZEK99F	900	990	700	33
ZEK120	ZEK120C	ZEK120F	1125	1215	700	38
ZEK140	ZEK140C	ZEK140F	1325	1415	700	42

**!** If a body is ordered with a code lock or chip lock, this body can only be equipped with drawers - the body cannot be combined with a door.


### Drawers 27 x 36D – partial extension



Order No. drawer w/o safety catch	Order No. drawer with safety catch	Front height A mm	Side height C mm	kg	kg
ZEE75	ZEE75P	75	50	70	8,9
ZEE100	ZEE100P	100	75	70	9,5
ZEE125	ZEE125P	125	75	70	9,7
ZEE150	ZEE150P	150	125	70	10,5
ZEE200	ZEE200P	200	175	70	11,5
ZEE250	ZEE250P	250	175	70	11,9
ZEE300	ZEE300P	300	275	70	13,5

### Drawers 27 x 36D – full extension

Order No. drawer w/o safety catch	Order No. drawer with safety catch	Front height A mm	Side height C mm	kg	kg
ZET75	ZET75P	75	50	200	13,9
ZET100	ZET100P	100	75	200	14,5
ZET125	ZET125P	125	75	200	14,7
ZET150	ZET150P	150	125	200	15,5
ZET200	ZET200P	200	175	200	16,5
ZET250	ZET250P	250	175	200	16,9
ZET300	ZET300P	300	275	200	18,5



**Drawer safety catch**  
Safety element preventing self-opening of the drawer. It is standard equipment on our mobile products.


### How to assemble your own drawer cabinet configuration:

1. Select the height of the drawer cabinet housing.
2. Select the number of drawers so that the total of the drawer front (or door) heights A equals the housing clearance height S.
3. Select the colour of the drawer cabinet housing and drawers (door).
4. Select accessories and options.

### Standard colour scheme without surcharge



### Colour scheme with 8 % surcharge



**i** See page 17 for detailed information about the product colour scheme.

## Accessories

## 27 x 36D



### Elevated edge

Order number	W x D mm
ZH2736	578 x 753

Three-sided sheet edge, 20 mm height; freely laid 3 mm rubber pad. It cannot be ordered additionally.  
📦 2,2 kg



### Handles

Order number
MK1

The delivery includes 1 pair of handles. It cannot be ordered additionally.  
📦 1,8 kg



### Wooden top

Order number	W x D mm
DH2736	578 x 753

A beech-wood top, 40 mm thick, is screwed to the cabinet lid.  
📦 10,4 kg



### Shelf

Order number	W x D mm
VP2736	564 x 638

Shelf of galvanized sheet, 50 kg load capacity, height-adjustable thanks to the cabinet wall perforations. 4 hooks for suspension of shelves.  
📦 4,0 kg



### Door

Order number	Height mm
D27-500	500
D27-600	600
D27-650	650
D27-750	750

The technical design of the door enables you to change the opening direction from right to left. For the colour scheme, see page 17.



### Door with sill

Order number	Height mm
DP27-550	500 + 50 sill
DP27-650	600 + 50 sill
DP27-700	650 + 50 sill
DP27-800	750 + 50 sill

The technical design of the door enables you to change the opening direction from right to left. For the colour scheme, see page 17.




### Base

Order number	Height mm
SO2736	100

2 detachable faces  
📦 11,1 kg

## Drawer partition material – sets


27 x 36D



Metal partition

Drawer front height mm	Order number	kg
75	273611	0,5
100, 125	273612	0,7
150	273613	1,2
200, 250	273614	1,7
300	273615	2,6


2 pieces of smooth partition  
1 piece of slotted partition



Metal partition

Drawer front height mm	Order number	kg
75	273621	1,0
100, 125	273622	1,5
150	273623	2,4
200, 250	273624	3,4
300	273625	5,2


6 pieces of smooth partition  
2 pieces of slotted partition



Metal partition

Drawer front height mm	Order number	kg
75	273631	1,4
100, 125	273632	2,1
150	273633	3,4
200, 250	273634	4,8
300	273635	7,3


8 pieces of smooth partition  
3 pieces of slotted partition



Slip-resistant pad

Order number	W x D mm
PG2736	459 x 612


Foam rubber of 3 mm thickness  
kg 0,1



Boxes

Minimum height of drawer face	Order number	kg
75	2736PK25	1,1
75	2736PK50	1,8
100	2736PK75	2,4


12 boxes, W x D 153 x 153 mm  
12 large partitions  
24 small partitions



Troughs

Trough width mm	Order number	kg
70	2736PU2	1,2


12 two-piece troughs, W x D 153 x 153 mm  
24 partitions



Troughs

Trough width mm	Order number	kg
45	2736PU3	1,3

12 three-piece troughs, W x D 153 x 153 mm  
36 partitions



Troughs

Trough width mm	Order number	kg
33	2736PU4	1,5

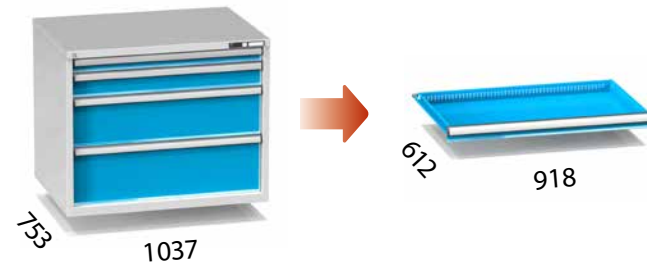
12 four-piece troughs, W x D 153 x 153 mm  
48 partitions





## Drawer cabinets 54 x 36D

The following pages contain the most popular assemblies of our drawer cabinets in the ZG series. Please carefully study the pages of this model with the predefined cabinet assemblies. If you do not find a suitable drawer cabinet, take advantage of the POLAK modular furniture system to create for yourself an assembly according to your wishes and requirements. There is a wide selection of bodies in all heights, drawers, doors and other accessories at your disposal on a special page. You can equip an empty body according to your wishes. The standard accessories for the drawer cabinet include a central lock and drawer lock mechanisms. If you intend to create a drawer cabinet on castors, remember to equip it with safety catch drawers.



### Basic colour scheme

Unless a required colour is specified in the order, the basic colour scheme of RAL 7035 for the housing and RAL 5012 for the drawer (door) is used.



## Standard configuration

Height 840 mm



Order number	Locking
ZG84-1	cylindrical lock
ZG84-1C	code lock
ZG84-1F	chip lock

Size 1037 x 753 x 840 mm  
3 drawers  
123 kg



Order number	Locking
ZG84-2	cylindrical lock
ZG84-2C	code lock
ZG84-2F	chip lock

Size 1037 x 753 x 840 mm  
4 drawers  
101 kg



Order number	Locking
ZG84-3	cylindrical lock
ZG84-3C	code lock
ZG84-3F	chip lock

Size 1037 x 753 x 840 mm  
5 drawers  
112 kg



Order number	Locking
ZG84-4	cylindrical lock
ZG84-4C	code lock
ZG84-4F	chip lock

Size 1037 x 753 x 840 mm  
6 drawers  
123 kg



Order number	Locking
ZG84-5	cylindrical lock
ZG84-5C	code lock
ZG84-5F	chip lock

Size 1037 x 753 x 840 mm  
7 drawers  
132 kg



Order number	Locking
ZG84-6	cylindrical lock
ZG84-6C	code lock
ZG84-6F	chip lock

Size 1037 x 753 x 840 mm  
8 drawers  
140 kg



Order number	Locking
ZG84-7	cylindrical lock
ZG84-7C	code lock
ZG84-7F	chip lock

Size 1037 x 753 x 840 mm  
9 drawers  
153 kg



Order number	Locking
ZG84-8	cylindrical lock

Size 1037 x 753 x 840 mm  
2 drawers, 1 door, 1 shelf  
76 kg



## Standard configuration

Height 990 mm



100 E  
200 E  
300 E  
300 E

Order number	Locking
ZG99-1	cylindrical lock
ZG99-1C	code lock
ZG99-1F	chip lock

Size 1037 x 753 x 990 mm  
4 drawers  
113 kg



100 E  
100 E  
100 E  
300 E  
300 E

Order number	Locking
ZG99-2	cylindrical lock
ZG99-2C	code lock
ZG99-2F	chip lock

Size 1037 x 753 x 990 mm  
5 drawers  
123 kg



75 E  
100 E  
125 E  
150 E  
150 E  
300 E

Order number	Locking
ZG99-3	cylindrical lock
ZG99-3C	code lock
ZG99-3F	chip lock

Size 1037 x 753 x 990 mm  
6 drawers  
132 kg



75 E  
100 E  
100 E  
125 E  
150 E  
150 E  
200 E

Order number	Locking
ZG99-4	cylindrical lock
ZG99-4C	code lock
ZG99-4F	chip lock

Size 1037 x 753 x 990 mm  
7 drawers  
140 kg



75 E  
75 E  
100 E  
100 E  
100 E  
100 E  
150 E  
150 E  
200 E

Order number	Locking
ZG99-5	cylindrical lock
ZG99-5C	code lock
ZG99-5F	chip lock

Size 1037 x 753 x 990 mm  
8 drawers  
151 kg



100 E  
door  
800 mm

Order number	Locking
ZG99-6	cylindrical lock

Size 1037 x 753 x 990 mm  
1 drawer, 1 door, 2 shelves  
77 kg



75 E  
125 E  
150 E  
door  
550 mm

Order number	Locking
ZG99-7	cylindrical lock

Size 1037 x 753 x 990 mm  
3 drawers, 1 door, 1 shelf  
96 kg

Height 1215 mm



100 E  
125 E  
300 E  
300 E  
300 E

Order number	Locking
ZG120-1	cylindrical lock
ZG120-1C	code lock
ZG120-1F	chip lock

Size 1037 x 753 x 1215 mm  
5 drawers  
133 kg



100 E  
100 E  
125 E  
200 E  
300 E  
300 E

Order number	Locking
ZG120-2	cylindrical lock
ZG120-2C	code lock
ZG120-2F	chip lock

Size 1037 x 753 x 1215 mm  
6 drawers  
143 kg



75 E  
75 E  
100 E  
100 E  
125 E  
150 E  
200 E  
300 E

Order number	Locking
ZG120-3	cylindrical lock
ZG120-3C	code lock
ZG120-3F	chip lock

Size 1037 x 753 x 1215 mm  
8 drawers  
163 kg



75 E  
75 E  
75 E  
100 E  
100 E  
100 E  
150 E  
150 E  
200 E  
200 E

Order number	Locking
ZG120-4	cylindrical lock
ZG120-4C	code lock
ZG120-4F	chip lock

Size 1037 x 753 x 1215 mm  
9 drawers  
173 kg



75 E  
75 E  
75 E  
100 E  
100 E  
100 E  
100 E  
100 E  
200 E  
200 E

Order number	Locking
ZG120-5	cylindrical lock
ZG120-5C	code lock
ZG120-5F	chip lock

Size 1037 x 753 x 1215 mm  
10 drawers  
183 kg



75 E  
75 E  
75 E  
100 E  
1 door  
800 mm

Order number	Locking
ZG120-6	cylindrical lock

Size 1037 x 753 x 1215 mm  
4 drawers, 1 door, 2 shelves  
119 kg

Mobile containers



75 E  
125 E  
300 E

Order number	Locking
ZGM59-1	cylindrical lock

Size 1037 x 753 x 855 mm  
rubber pad, 3 drawers  
2 castors KP 160 mm  
2 castors KPOB 160 mm  
89 kg



75 E  
100 E  
125 E  
300 E

Order number	Locking
ZGM69-1	cylindrical lock

Size 1037 x 753 x 955 mm  
rubber pad, 4 drawers  
2 castors KP 160 mm  
2 castors KPOB 160 mm  
105 kg



75 E  
100 E  
125 E  
200 E  
250 E

Order number	Locking
ZGM84-1	cylindrical lock

Size 1037 x 753 x 1105 mm  
rubber pad, 5 drawers  
2 castors KP 160 mm  
2 castors KPOB 160 mm  
129 kg





## Housings and drawers



### Cabinet housings 54 x 36D

Order number cylindrical lock	Order number code lock	Order number chip lock	S mm	H mm	kg	kg
ZGK39	ZGK39C	ZGK39F	300	390	250	25
ZGK59	ZGK59C	ZGK59F	500	590	450	31
ZGK69	ZGK69C	ZGK69F	600	690	450	33
ZGK74	ZGK74C	ZGK74F	650	740	700	35
ZGK84	ZGK84C	ZGK84F	750	840	700	38
ZGK99	ZGK99C	ZGK99F	900	990	700	42
ZGK120	ZGK120C	ZGK120F	1125	1215	700	48
ZGK140	ZGK140C	ZGK140F	1325	1415	700	53



If a body is ordered with a code lock or chip lock, this body can only be equipped with drawers - the body cannot be combined with a door.


### Drawers 54 x 36D – partial extension



Order No. drawer w/o safety catch	Order No. drawer with safety catch	Front height A mm	Side height C mm	kg	kg
ZGE75	ZGE75P	75	50	70	12,3
ZGE100	ZGE100P	100	75	70	13,1
ZGE125	ZGE125P	125	75	70	13,5
ZGE150	ZGE150P	150	125	70	14,7
ZGE200	ZGE200P	200	175	70	16,2
ZGE250	ZGE250P	250	175	70	16,9
ZGE300	ZGE300P	300	275	70	19,3

### Drawers 54 x 36D – full extension

Order No. drawer w/o safety catch	Order No. drawer with safety catch	Front height A mm	Side height C mm	kg	kg
ZGT75	ZGT75P	75	50	200	17,3
ZGT100	ZGT100P	100	75	200	18,1
ZGT125	ZGT125P	125	75	200	18,5
ZGT150	ZGT150P	150	125	200	19,7
ZGT200	ZGT200P	200	175	200	21,2
ZGT250	ZGT250P	250	175	200	21,9
ZGT300	ZGT300P	300	275	200	24,3



#### Drawer safety catch

Safety element preventing self-opening of the drawer. It is standard equipment on our mobile products.


#### How to assemble your own drawer cabinet configuration:

1. Select the height of the drawer cabinet housing.
2. Select the number of drawers so that the total of the drawer front (or door) heights A equals the housing clearance height S.
3. Select the colour of the drawer cabinet housing and drawers (door).
4. Select accessories and options.

#### Standard colour scheme without surcharge



#### Colour scheme with 8 % surcharge



See page 17 for detailed information about the product colour scheme.

## Accessories

## 54 x 36D



### Elevated edge

Order number	W x D mm
ZH5436	1037 x 753

Three-sided sheet edge, 20 mm height; freely laid 3 mm rubber pad. It cannot be ordered additionally. **3,5 kg**



### Handles

Order number
MK1

The delivery includes 1 pair of handles. It cannot be ordered additionally. **1,8 kg**



### Wooden top

Order number	W x D mm
DH5436	1037 x 753

A beech-wood top, 40 mm thick, is screwed to the cabinet lid. **20,1 kg**



### Shelf

Order number	W x D mm
VP5436	1023 x 638

Shelf of galvanized sheet, 50 kg load capacity, height-adjustable thanks to the cabinet wall perforations. 4 hooks for suspension of shelves. **6,7 kg**



### Door

Order number	Height mm
D54-500	500
D54-600	600
D54-650	650
D54-750	750

The technical design of the door enables you to change the opening direction from right to left. For the colour scheme, see page 17.



### Door with sill

Order number	Height mm
DP54-550	500 + 50 sill
DP54-650	600 + 50 sill
DP54-700	650 + 50 sill
DP54-800	750 + 50 sill

The technical design of the door enables you to change the opening direction from right to left. For the colour scheme, see page 17.



### Base


Order number	Height mm
SO5436	100

2 detachable faces. **20,7 kg**



## Drawer partition material – sets


54 x 36D



### Metal partition

Drawer front height mm	Order number	kg
75	543611	0,6
100, 125	543612	0,9
150	543613	1,5
200, 250	543614	2,0
300	543615	3,1


2 pieces of smooth partition  
1 piece of slotted partition



### Metal partition

Drawer front height mm	Order number	kg
75	543621	1,2
100, 125	543622	1,7
150	543623	2,9
200, 250	543624	4,1
300	543625	6,2


6 pieces of smooth partition  
2 pieces of slotted partition



### Boxes

Minimum height of drawer face	Order number	kg
75	5436PK25	2,2
75	5436PK50	3,6
100	5436PK75	4,8


24 boxes, W x D 153 x 153 mm  
24 large partitions  
48 small partitions



### Troughs

Trough width mm	Order number	kg
70	5436PU2	2,4

24 two-piece troughs, W x D 153 x 153 mm  
48 partitions



### Metal partition

Drawer front height mm	Order number	kg
75	543631	1,6
100, 125	543632	2,3
150	543633	3,9
200, 250	543634	5,5
300	543635	8,3


8 pieces of smooth partition  
3 pieces of slotted partition



### Slip-resistant pad

Order number	W x D mm
PG5436	918 x 612


Foam rubber of 3 mm thickness  
kg 0,2



### Troughs

Trough width mm	Order number	kg
45	5436PU3	2,6

24 three-piece troughs, W x D 153 x 153 mm  
72 partitions



### Troughs

Trough width mm	Order number	kg
33	5436PU4	3,1

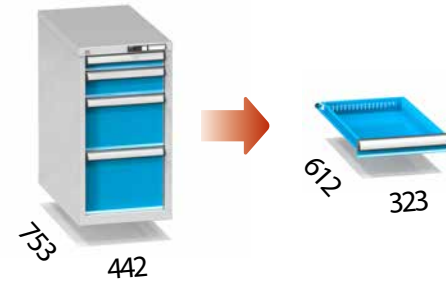
24 four-piece troughs, W x D 153 x 153 mm  
96 partitions





## Drawer cabinets 19 x 36D

The following pages contain the most popular assemblies of our drawer cabinets in the ZH series. Please carefully study the pages of this model with the predefined cabinet assemblies. If you do not find a suitable drawer cabinet, take advantage of the POLAK modular furniture system to create for yourself an assembly according to your wishes and requirements. There is a broad selection of bodies in all heights, drawers, doors and other accessories at your disposal on a special page. You can equip an empty body according to your wishes. The standard accessories for the drawer cabinet include a central lock and drawer lock mechanisms. If you intend to create a drawer cabinet on castors, remember to equip it with safety catch drawers.



### Basic colour scheme

Unless a required colour is specified in the order, the basic colour scheme of RAL 7035 for the housing and RAL 5012 for the drawer (door) is used.



## Standard configuration

Height 840 mm



door  
750 mm

Order number	Locking
ZH84-1	cylindrical lock

Size 442 x 753 x 840 mm  
1 door, 2 shelves  
35 kg



75 E  
125 E  
door  
550 mm

Order number	Locking
ZH84-2	cylindrical lock

Size 442 x 753 x 840 mm  
2 drawers, 1 door, 1 shelf  
48 kg



150 E  
300 E  
300 E

Order number	Locking
ZH84-3	cylindrical lock
ZH84-3C	code lock
ZH84-3F	chip lock

Size 442 x 753 x 840 mm  
3 drawers  
59 kg



75 E  
125 E  
250 E  
300 E

Order number	Locking
ZH84-4	cylindrical lock
ZH84-4C	code lock
ZH84-4F	chip lock

Size 442 x 753 x 840 mm  
4 drawers  
65 kg



75 E  
100 E  
125 E  
200 E  
250 E

Order number	Locking
ZH84-5	cylindrical lock
ZH84-5C	code lock
ZH84-5F	chip lock

Size 442 x 753 x 840 mm  
5 drawers  
72 kg



75 E  
75 E  
100 E  
150 E  
150 E  
200 E

Order number	Locking
ZH84-6	cylindrical lock
ZH84-6C	code lock
ZH84-6F	chip lock

Size 442 x 753 x 840 mm  
6 drawers  
79 kg



75 E  
75 E  
100 E  
100 E  
125 E  
125 E  
150 E

Order number	Locking
ZH84-7	cylindrical lock
ZH84-7C	code lock
ZH84-7F	chip lock

Size 442 x 753 x 840 mm  
7 drawers  
85 kg



75 E  
75 E  
75 E  
75 E  
75 E  
100 E  
100 E  
125 E  
125 E

Order number	Locking
ZH84-8	cylindrical lock
ZH84-8C	code lock
ZH84-8F	chip lock

Size 442 x 753 x 840 mm  
8 drawers  
92 kg



75 E  
75 E  
75 E  
75 E  
75 E  
75 E  
100 E  
100 E  
100 E

Order number	Locking
ZH84-9	cylindrical lock
ZH84-9C	code lock
ZH84-9F	chip lock

Size 442 x 753 x 840 mm  
9 drawers  
99 kg



## Standard configuration

Height 990 mm



100 E  
door  
800 mm

Order number	Locking
ZH99-1	cylindrical lock

Size 442 x 753 x 990 mm  
1 drawer, 1 door, 2 shelves  
86 kg



75 E  
125 E  
150 E  
door  
550 mm

Order number	Locking
ZH99-2	cylindrical lock

Size 442 x 753 x 990 mm  
3 drawers, 1 door, 1 shelf  
61 kg



100 E  
100 E  
100 E  
300 E  
300 E

Order number	Locking
ZH99-3	cylindrical lock
ZH99-3C	code lock
ZH99-3F	chip lock

Size 442 x 753 x 990 mm  
5 drawers  
79 kg



75 E  
100 E  
125 E  
150 E  
150 E  
300 E

Order number	Locking
ZH99-4	cylindrical lock
ZH99-4C	code lock
ZH99-4F	chip lock

Size 442 x 753 x 990 mm  
6 drawers  
86 kg



100 E  
200 E  
300 E  
300 E

Order number	Locking
ZH99-5	cylindrical lock
ZH99-5C	code lock
ZH99-5F	chip lock

Size 442 x 753 x 990 mm  
4 drawers  
72 kg



75 E  
100 E  
100 E  
125 E  
150 E  
150 E  
200 E

Order number	Locking
ZH99-6	cylindrical lock
ZH99-6C	code lock
ZH99-6F	chip lock

Size 442 x 753 x 990 mm  
7 drawers  
92 kg

Height 1215 mm



75 E  
75 E  
75 E  
100 E  
door  
800 mm

Order number	Locking
ZH120-1	cylindrical lock

Size 442 x 753 x 1215 mm  
4 drawers, 1 door, 2 shelves  
76 kg



75 E  
100 E  
125 E  
125 E  
150 E  
door  
550 mm

Order number	Locking
ZH120-2	cylindrical lock

Size 442 x 753 x 1215 mm  
5 drawers, 1 door, 1 shelf  
83 kg



100 E  
125 E  
300 E  
300 E  
300 E

Order number	Locking
ZH120-3	cylindrical lock
ZH120-3C	code lock
ZH120-3F	chip lock

Size 442 x 753 x 1215 mm  
5 drawers  
87 kg



75 E  
75 E  
75 E  
100 E  
100 E  
150 E  
150 E  
200 E  
200 E

Order number	Locking
ZH120-4	cylindrical lock
ZH120-4C	code lock
ZH120-4F	chip lock

Size 442 x 753 x 1215 mm  
9 drawers  
114 kg



100 E  
100 E  
125 E  
200 E  
300 E  
300 E

Order number	Locking
ZH120-5	cylindrical lock
ZH120-5C	code lock
ZH120-5F	chip lock

Size 442 x 753 x 1215 mm  
6 drawers  
94 kg

Mobile containers



75 E  
125 E  
300 E

Order number	Locking
ZHM59-1	cylindrical lock

Size 442 x 753 x 810 mm  
rubber pad, 3 drawers  
2 castors KP 125 mm  
2 castors KPOB 125 mm  
57 kg



75 E  
100 E  
125 E  
200 E

Order number	Locking
ZHM59-2	cylindrical lock

Size 442 x 753 x 810 mm  
rubber pad, 4 drawers  
2 castors KP 125 mm  
2 castors KPOB 125 mm  
64 kg



75 E  
100 E  
125 E  
300 E

Order number	Locking
ZHM69-1	cylindrical lock

Size 442 x 753 x 910 mm  
rubber pad, 4 drawers  
2 castors KP 125 mm  
2 castors KPOB 125 mm  
68 kg



75 E  
100 E  
125 E  
200 E  
250 E


Order number	Locking
ZHM84-1	cylindrical lock

Size 442 x 753 x 1060 mm  
rubber pad, 5 drawers  
2 castors KP 125 mm  
2 castors KPOB 125 mm  
81 kg





## Housings and drawers




### Cabinet housings 19 x 36D

Order number cylindrical lock	Order number code lock	Order number chip lock	S mm	H mm	kg	kg
ZHK39	ZHK39C	ZHK39F	300	390	250	16
ZHK59	ZHK59C	ZHK59F	500	590	450	20
ZHK69	ZHK69C	ZHK69F	600	690	450	22
ZHK74	ZHK74C	ZHK74F	650	740	700	24
ZHK84	ZHK84C	ZHK84F	750	840	700	26
ZHK99	ZHK99C	ZHK99F	900	990	700	30
ZHK120	ZHK120C	ZHK120F	1125	1215	700	35
ZHK140	ZHK140C	ZHK140F	1325	1415	700	39




If a body is ordered with a code lock or chip lock, this body can only be equipped with drawers - the body cannot be combined with a door.

### Drawers 19 x 36D – partial extension



Order No. drawer w/o safety catch	Order No. drawer with safety catch	Front height A mm	Side height C mm	kg	kg
ZHE75	ZHE75P	75	50	70	7,9
ZHE100	ZHE100P	100	75	70	8,4
ZHE125	ZHE125P	125	75	70	8,6
ZHE150	ZHE150P	150	125	70	9,3
ZHE200	ZHE200P	200	175	70	10,1
ZHE250	ZHE250P	250	175	70	10,4
ZHE300	ZHE300P	300	275	70	11,8

### Drawers 19 x 36D – full extension



#### Drawer safety catch

Safety element preventing self-opening of the drawer. It is standard equipment on our mobile products.

Order No. drawer w/o safety catch	Order No. drawer with safety catch	Front height A mm	Side height C mm	kg	kg
ZHT75	ZHT75P	75	50	200	12,9
ZHT100	ZHT100P	100	75	200	13,4
ZHT125	ZHT125P	125	75	200	13,6
ZHT150	ZHT150P	150	125	200	14,3
ZHT200	ZHT200P	200	175	200	15,1
ZHT250	ZHT250P	250	175	200	15,4
ZHT300	ZHT300P	300	275	200	16,8


#### How to assemble your own drawer cabinet configuration:

1. Select the height of the drawer cabinet housing.
2. Select the number of drawers so that the total of the drawer front (or door) heights A equals the housing clearance height S.
3. Select the colour of the drawer cabinet housing and drawers (door).
4. Select accessories and options.

#### Standard colour scheme without surcharge



#### Colour scheme with 8 % surcharge



See page 17 for detailed information about the product colour scheme.

## Accessories

## 19 x 36D



### Elevated edge

Order number	W x D mm
ZH1936	442 x 753

Three-sided sheet edge, 20 mm height; freely laid 3 mm rubber pad. It cannot be ordered additionally.  
 2,3 kg



### Handles

Order number
MK1

The delivery includes 1 pair of handles. It cannot be ordered additionally.  
 1,8 kg



### Wooden top

Order number	Height mm
DH1936	442 x 753

A beech-wood top, 40 mm thick, is screwed to the cabinet lid.  
 8 kg



### Shelf

Order number	Height mm
VP1936	428 x 638

Shelf of galvanized sheet, 50 kg load capacity, height-adjustable thanks to the cabinet wall perforations  
 4 hooks for suspension of shelves  
 3,2 kg



### Door

Order number	W x D mm
D19-500	500
D19-600	600
D19-650	650
D19-750	750

The technical design of the door enables you to change the opening direction from right to left.  
 For the colour scheme, see page 17.



### Door with sill

Order number	W x D mm
DP19-550	500 + 50 sill
DP19-650	600 + 50 sill
DP19-700	650 + 50 sill
DP19-800	750 + 50 sill

The technical design of the door enables you to change the opening direction from right to left.  
 For the colour scheme, see page 17.



### Base


Order number	Height mm
SO1936	100

2 detachable faces  
 9,1 kg



## Drawer partition material – sets


19 x 36D



Metal partition

Drawer front height mm	Order number	kg
75	193611	0,5
100, 125	193612	0,7
150	193613	1,2
200, 250	193614	1,6
300	193615	2,5


2 pieces of smooth partition  
1 piece of slotted partition



Metal partition

Drawer front height mm	Order number	kg
75	193621	0,9
100, 125	193622	1,4
150	193623	2,3
200, 250	193624	3,2
300	193625	4,9


6 pieces of smooth partition  
2 pieces of slotted partition



Metal partition

Drawer front height mm	Order number	kg
75	193631	1,3
100, 125	193632	2,0
150	193633	3,3
200, 250	193634	4,6
300	193635	7,0


8 pieces of smooth partition  
3 pieces of slotted partition



Slip-resistant pad

Order number	W x D mm
PG1936	323 x 612


Foam rubber of 3 mm thickness  
0,1 kg



Boxes

Minimum height of drawer face	Order number	kg
75	1936PK25	0,7
75	1936PK50	1,2
100	1936PK75	1,6


8 boxes, W x D 153 x 153 mm  
8 large partitions  
16 small partitions



Troughs

Trough width mm	Order number	kg
70	1936PU2	0,8


8 two-piece troughs, W x D 153 x 153 mm  
16 partitions



Troughs

Trough width mm	Order number	kg
45	1936PU3	0,9

8 three-piece troughs, W x D 153 x 153 mm  
24 partitions



Troughs

Trough width mm	Order number	kg
33	1936PU4	1

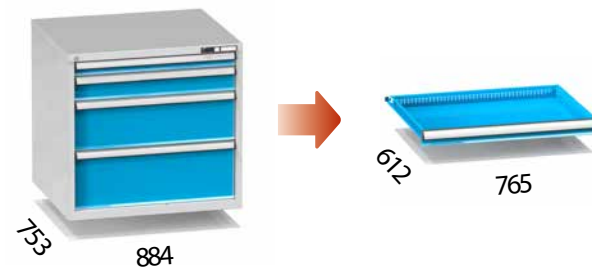
8 four-piece troughs, W x D 153 x 153 mm  
32 partitions





## Drawer cabinets 45 x 36D

The following pages contain the most popular assemblies of our drawer cabinets in the ZK series. Please carefully study the pages of this model with the predefined cabinet assemblies. If you do not find a suitable drawer cabinet, take advantage of the POLAK modular furniture system to create for yourself an assembly according to your wishes and requirements. There is a broad selection of bodies in all heights, drawers, doors and other accessories at your disposal on a special page. You can equip an empty body according to your wishes. The standard accessories for the drawer cabinet include a central lock and drawer lock mechanisms. If you intend to create a drawer cabinet on castors, remember to equip it with safety catch drawers.



### Basic colour scheme

Unless a required colour is specified in the order, the basic colour scheme of RAL 7035 for the housing and RAL 5012 for the drawer (door) is used.



## Standard configuration

Height 840 mm



75 E  
125 E  
door  
550 mm

Order number	Locking
ZK84-2	cylindrical lock

Size 884 x 753 x 840 mm  
2 drawers, 1 door, 1 shelf  
📦 69 kg



150 E  
300 E  
300 E

Order number	Locking
ZK84-3	cylindrical lock
ZK84-3C	code lock
ZK84-3F	chip lock

Size 884 x 753 x 840 mm  
3 drawers  
📦 83 kg



75 E  
125 E  
250 E  
300 E

Order number	Locking
ZK84-4	cylindrical lock
ZK84-4C	code lock
ZK84-4F	chip lock

Size 884 x 753 x 840 mm  
4 drawers  
📦 91 kg



75 E  
100 E  
125 E  
200 E  
250 E

Order number	Locking
ZK84-5	cylindrical lock
ZK84-5C	code lock
ZK84-5F	chip lock

Size 884 x 753 x 840 mm  
5 drawers  
📦 100 kg



75 E  
75 E  
100 E  
150 E  
150 E  
200 E

Order number	Locking
ZK84-6	cylindrical lock
ZK84-6C	code lock
ZK84-6F	chip lock

Size 884 x 753 x 840 mm  
6 drawers  
📦 110 kg



## Standard configuration

Height 990 mm



100 E  
door  
800 mm

Order number	Locking
ZK99-1	cylindrical lock

Size 884 x 753 x 990 mm  
1 drawer, 1 door, 2 shelves  
📦 67 kg



75 E  
125 E  
150 E  
1 door  
550 mm

Order number	Locking
ZK99-2	cylindrical lock

Size 884 x 753 x 990 mm  
3 drawers, 1 door, 1 shelf  
📦 87 kg



100 E  
100 E  
100 E  
300 E  
300 E

Order number	Locking
ZK99-3	cylindrical lock
ZK99-3C	code lock
ZK99-3F	chip lock

Size 884 x 753 x 990 mm  
5 drawers  
📦 110 kg



75 E  
100 E  
125 E  
150 E  
150 E  
300 E

Order number	Locking
ZK99-4	cylindrical lock
ZK99-4C	code lock
ZK99-4F	chip lock

Size 884 x 753 x 990 mm  
6 drawers  
📦 118 kg



100 E  
200 E  
300 E  
300 E

Order number	Locking
ZK99-5	cylindrical lock
ZK99-5C	code lock
ZK99-5F	chip lock

Size 884 x 753 x 990 mm  
4 drawers  
📦 100 kg



75 E  
100 E  
100 E  
125 E  
150 E  
150 E  
200 E

Order number	Locking
ZK99-6	cylindrical lock
ZK99-6C	code lock
ZK99-6F	chip lock

Size 884 x 753 x 990 mm  
7 drawers  
📦 128 kg

Height 1215 mm



75 E  
75 E  
75 E  
100 E  
door  
800 mm

Order number	Locking
ZK120-1	cylindrical lock

Size 884 x 753 x 1215 mm  
4 drawers, 1 door, 2 shelves  
📦 107 kg



75 E  
100 E  
125 E  
125 E  
150 E  
door  
550 mm

Order number	Locking
ZK120-2	cylindrical lock

Size 884 x 753 x 1215 mm  
5 drawers, 1 door, 1 shelf  
📦 116 kg



100 E  
125 E  
300 E  
300 E  
300 E

Order number	Locking
ZK120-3	cylindrical lock
ZK120-3C	code lock
ZK120-3F	chip lock

Size 884 x 753 x 1215 mm  
5 drawers  
📦 120 kg



75 E  
75 E  
75 E  
100 E  
100 E  
150 E  
150 E  
200 E  
200 E

Order number	Locking
ZK120-4	cylindrical lock
ZK120-4C	code lock
ZK120-4F	chip lock

Size 884 x 753 x 1215 mm  
9 drawers  
📦 158 kg



100 E  
100 E  
125 E  
200 E  
300 E  
300 E

Order number	Locking
ZK120-5	cylindrical lock
ZK120-5C	code lock
ZK120-5F	chip lock

Size 884 x 753 x 1215 mm  
6 drawers  
📦 130 kg

Mobile containers



100 E  
100 E  
100 E

Order number	Locking
ZKM39-1	cylindrical lock

Size 884 x 753 x 855 mm  
rubber pad, 3 drawers  
2 castors KP 160 mm  
2 castors KPOB 160 mm  
📦 75 kg



75 E  
125 E  
300 E

Order number	Locking
ZKM59-1	cylindrical lock

Size 884 x 753 x 855 mm  
rubber pad, 3 drawers  
2 castors KP 160 mm  
2 castors KPOB 160 mm  
📦 78 kg



75 E  
100 E  
125 E  
200 E  
250 E


Order number	Locking
ZKM84-1	cylindrical lock

Size 884 x 753 x 1105 mm  
rubber pad, 5 drawers  
2 castors KP 160 mm  
2 castors KPOB 160 mm  
📦 109 kg





## Housings and drawers



### Cabinet housings 45 x 36D

Order number cylindrical lock	Order number code lock	Order number chip lock	S mm	H mm	kg	kg
ZKK39	ZKK39C	ZKK39F	300	390	250	22
ZKK59	ZKK59C	ZKK59F	500	590	450	28
ZKK69	ZKK69C	ZKK69F	600	690	450	30
ZKK74	ZKK74C	ZKK74F	650	740	700	32
ZKK84	ZKK84C	ZKK84F	750	840	700	35
ZKK99	ZKK99C	ZKK99F	900	990	700	39
ZKK120	ZKK120C	ZKK120F	1125	1215	700	45
ZKK140	ZKK140C	ZKK140F	1325	1415	700	49


**!** If a body is ordered with a code lock or chip lock, this body can only be equipped with drawers - the body cannot be combined with a door.

### Drawers 45 x 36D – partial extension



Order No. drawer w/o safety catch	Order No. drawer with safety catch	Front height A mm	Side height C mm	kg	kg
ZKE75	ZKE75P	75	50	70	11,2
ZKE100	ZKE100P	100	75	70	11,9
ZKE125	ZKE125P	125	75	70	12,2
ZKE150	ZKE150P	150	125	70	13,3
ZKE200	ZKE200P	200	175	70	14,6
ZKE250	ZKE250P	250	175	70	15,3
ZKE300	ZKE300P	300	275	70	17,3

### Drawers 45 x 36D – full extension



**Drawer safety catch**  
Safety element preventing self-opening of the drawer. It is standard equipment on our mobile products.

Order No. drawer w/o safety catch	Order No. drawer with safety catch	Front height A mm	Side height C mm	kg	kg
ZKT75	ZKT75P	75	50	200	16,2
ZKT100	ZKT100P	100	75	200	16,9
ZKT125	ZKT125P	125	75	200	17,2
ZKT150	ZKT150P	150	125	200	18,3
ZKT200	ZKT200P	200	175	200	19,6
ZKT250	ZKT250P	250	175	200	20,3
ZKT300	ZKT300P	300	275	200	22,3

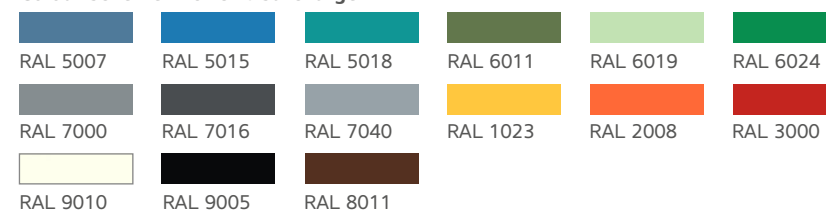
### How to assemble your own drawer cabinet configuration:

1. Select the height of the drawer cabinet housing.
2. Select the number of drawers so that the total of the drawer front (or door) heights A equals the housing clearance height S.
3. Select the colour of the drawer cabinet housing and drawers (door).
4. Select accessories and options.

### Standard colour scheme without surcharge



### Colour scheme with 8 % surcharge



**i** See page 17 for detailed information about the product colour scheme.

## Accessories

## 45 x 36D



### Elevated edge

Order number	W x D mm
ZH4536	884 x 753

Three-sided sheet edge, 20 mm height; freely laid 3 mm rubber pad. It cannot be ordered additionally. **!** 3,8 kg



### Handles

Order number
MK1

The delivery includes 1 pair of handles. It cannot be ordered additionally. **!** 1,8 kg



### Wooden top

Order number	W x D mm
DH4536	884 x 753

A beech-wood top, 40 mm thick, is screwed to the cabinet lid. **!** 16 kg



### Shelf

Order number	W x D mm
VP4536	870 x 638

Shelf of galvanized sheet, 50 kg load capacity, height-adjustable thanks to the cabinet wall perforations. 4 hooks for suspension of shelves. **!** 5,7 kg



### Door

Order number	Height mm
D45-500	500
D45-600	600
D45-650	650
D45-750	750

The technical design of the door enables you to change the opening direction from right to left. For the colour scheme, see page 17.



### Door with sill

Order number	Height mm
DP45-550	500 + 50 sill
DP45-650	600 + 50 sill
DP45-700	650 + 50 sill
DP45-800	750 + 50 sill

The technical design of the door enables you to change the opening direction from right to left. For the colour scheme, see page 17.



### Base


Order number	Height mm
SO4536	100

2 detachable faces. **!** 18,6 kg



## Drawer partition material – sets


45 x 36D



### Metal partition

Drawer front height mm	Order number	kg
75	453611	0,6
100, 125	453612	0,8
150	453613	1,4
200, 250	453614	2,0
300	453615	3,0


2 pieces of smooth partition  
1 piece of slotted partition



### Metal partition

Drawer front height mm	Order number	kg
75	453621	1,1
100, 125	453622	1,7
150	453623	2,8
200, 250	453624	3,9
300	453625	5,9

6 pieces of smooth partition  
2 pieces of slotted partition



### Metal partition

Drawer front height mm	Order number	kg
75	453631	1,5
100, 125	453632	2,3
150	453633	3,8
200, 250	453634	5,3
300	453635	8,0


8 pieces of smooth partition  
3 pieces of slotted partition



### Slip-resistant pad

Order number	W x D mm
PG4536	765 x 612


Foam rubber of 3 mm thickness  
kg 0,1 kg



### Boxes

Minimum height of drawer face	Order number	kg
75	4536PK25	1,9
75	4536PK50	3,0
100	4536PK75	4,0


20 boxes, W x D 153 x 153 mm  
20 large partitions  
40 small partitions



### Troughs

Trough width mm	Order number	kg
70	4536PU2	2,0


20 two-piece troughs, W x D 153 x 153 mm  
40 partitions



### Troughs

Trough width mm	Order number	kg
45	4536PU3	2,2

20 three-piece troughs, W x D 153 x 153 mm  
60 partitions



### Troughs

Trough width mm	Order number	kg
33	4536PU4	2,6


20 four-piece troughs, W x D 153 x 153 mm  
80 partitions





## Drawer cabinets 19 x 27D

The following pages contain the most popular assemblies of our drawer cabinets in the ZL series. Please carefully study the pages of this model with the predefined cabinet assemblies. If you do not find a suitable drawer cabinet, take advantage of the POLAK modular furniture system to create for yourself an assembly according to your wishes and requirements. There is a broad selection of bodies in all heights, drawers, doors and other accessories at your disposal on a special page. You can equip an empty body according to your wishes. The standard accessories for the drawer cabinet include a central lock and drawer lock mechanisms. If you intend to create a drawer cabinet on castors, remember to equip it with safety catch drawers.



### Basic colour scheme

Unless a required colour is specified in the order, the basic colour scheme of RAL 7035 for the housing and RAL 5012 for the drawer (door) is used.



## Standard configuration

Height 840 mm



door  
750 mm

Order number	Locking
ZL84-1	cylindrical lock

Size 442 x 600 x 840 mm  
1 door, 2 shelves  
32 kg



75 E  
125 E  
door  
550 mm

Order number	Locking
ZL84-2	cylindrical lock

Size 442 x 600 x 840 mm  
2 drawers, 1 door, 1 shelf  
47 kg



150 E  
300 E  
300 E

Order number	Locking
ZL84-3	cylindrical lock
ZL84-3C	code lock
ZL84-3F	chip lock

Size 442 x 600 x 840 mm  
3 drawers  
51 kg



75 E  
125 E  
250 E  
300 E

Order number	Locking
ZL84-4	cylindrical lock
ZL84-4C	code lock
ZL84-4F	chip lock

Size 442 x 600 x 840 mm  
4 drawers  
56 kg



75 E  
75 E  
100 E  
100 E  
125 E  
125 E  
150 E

Order number	Locking
ZL84-5	cylindrical lock
ZL84-5C	code lock
ZL84-5F	chip lock

Size 442 x 600 x 840 mm  
7 drawers  
72 kg



75 E  
100 E  
125 E  
200 E  
250 E

Order number	Locking
ZL84-6	cylindrical lock
ZL84-6C	code lock
ZL84-6F	chip lock

Size 442 x 600 x 840 mm  
5 drawers  
61 kg



75 E  
75 E  
100 E  
150 E  
150 E  
200 E

Order number	Locking
ZL84-7	cylindrical lock
ZL84-7C	code lock
ZL84-7F	chip lock

Size 442 x 600 x 840 mm  
6 drawers  
67 kg



75 E  
75 E  
75 E  
75 E  
100 E  
100 E  
125 E  
125 E

Order number	Locking
ZL84-8	cylindrical lock
ZL84-8C	code lock
ZL84-8F	chip lock

Size 442 x 600 x 840 mm  
8 drawers  
78 kg



## Standard configuration

Height 990 mm



100 E  
door  
800 mm

Order number	Locking
ZL99-1	cylindrical lock

Size 442 x 600 x 990 mm  
1 drawer, 1 door, 2 shelves  
📦 43 kg



75 E  
125 E  
150 E  
door  
550 mm

Order number	Locking
ZL99-2	cylindrical lock

Size 442 x 600 x 990 mm  
3 drawers, 1 door, 1 shelf  
📦 54 kg



100 E  
100 E  
100 E  
300 E  
300 E

Order number	Locking
ZL99-3	cylindrical lock
ZL99-3C	code lock
ZL99-3F	chip lock

Size 442 x 600 x 990 mm  
5 drawers  
📦 68 kg



75 E  
100 E  
125 E  
150 E  
150 E  
300 E

Order number	Locking
ZL99-4	cylindrical lock
ZL99-4C	code lock
ZL99-4F	chip lock

Size 442 x 600 x 990 mm  
6 drawers  
📦 73 kg



75 E  
75 E  
75 E  
100 E  
100 E  
125 E  
150 E  
150 E  
200 E

Order number	Locking
ZL99-5	cylindrical lock
ZL99-5C	code lock
ZL99-5F	chip lock

Size 442 x 600 x 990 mm  
8 drawers  
📦 84 kg



75 E  
100 E  
100 E  
125 E  
150 E  
150 E  
200 E

Order number	Locking
ZL99-6	cylindrical lock
ZL99-6C	code lock
ZL99-6F	chip lock

Size 442 x 600 x 990 mm  
7 drawers  
📦 79 kg

Height 1215 mm



75 E  
75 E  
75 E  
100 E  
door  
800 mm

Order number	Locking
ZL120-1	cylindrical lock


Size 442 x 600 x 1215 mm  
4 drawers, 1 door, 2 shelves  
📦 67 kg



75 E  
100 E  
125 E  
125 E  
150 E  
door  
550 mm

Order number	Locking
ZL120-2	cylindrical lock

Size 442 x 600 x 1215 mm  
5 drawers, 1 door, 1 shelf  
📦 72 kg



100 E  
125 E  
300 E  
300 E  
300 E

Order number	Locking
ZL120-3	cylindrical lock
ZL120-3C	code lock
ZL120-3F	chip lock


Size 442 x 600 x 1215 mm  
5 drawers  
📦 75 kg



75 E  
75 E  
75 E  
100 E  
100 E  
100 E  
150 E  
150 E  
200 E  
200 E

Order number	Locking
ZL120-4	cylindrical lock
ZL120-4C	code lock
ZL120-4F	chip lock


Size 442 x 600 x 1215 mm  
9 drawers  
📦 97 kg



75 E  
75 E  
75 E  
100 E  
100 E  
100 E  
100 E  
150 E  
150 E  
200 E

Order number	Locking
ZL120-5	cylindrical lock
ZL120-5C	code lock
ZL120-5F	chip lock

Size 442 x 600 x 1215 mm  
10 drawers  
📦 102 kg



100 E  
100 E  
125 E  
200 E  
300 E  
300 E

Order number	Locking
ZL120-6	cylindrical lock
ZL120-6C	code lock
ZL120-6F	chip lock

Size 442 x 600 x 1215 mm  
6 drawers  
📦 81 kg

Mobile containers



Order number	Locking
ZLMP-1	

Size 442 x 600 x 785 mm  
rubber pad, 1 shelf  
2 castors KP 100 mm  
2 castors KPOB 100 mm  
📦 23 kg



100 E  
100 E  
100 E

Order number	Locking
ZLM39-1	cylindrical lock

Size 442 x 600 x 785 mm  
rubber pad, 3 drawers  
2 castors KP 100 mm  
2 castors KPOB 100 mm  
📦 45 kg



75 E  
125 E  
300 E

Order number	Locking
ZLM59-1	cylindrical lock

Size 442 x 600 x 785 mm  
rubber pad, 3 drawers  
2 castors KP 100 mm  
2 castors KPOB 100 mm  
📦 51 kg



75 E  
75 E  
100 E  
250 E


Order number	Locking
ZLM59-2	cylindrical lock

Size 442 x 600 x 785 mm  
rubber pad, 4 drawers  
2 castors KP 100 mm  
2 castors KPOB 100 mm  
📦 56 kg






## Housings and drawers



### Cabinet housings 19 x 27D


Order number cylindrical lock	Order number code lock	Order number chip lock	S mm	H mm	kg	kg
ZLK39	ZLK39C	ZLK39F	300	390	250	14
ZLK59	ZLK59C	ZLK59F	500	590	450	18
ZLK69	ZLK69C	ZLK69F	600	690	450	20
ZLK74	ZLK74C	ZLK74F	650	740	700	22
ZLK84	ZLK84C	ZLK84F	750	840	700	24
ZLK99	ZLK99C	ZLK99F	900	990	700	27
ZLK120	ZLK120C	ZLK120F	1125	1215	700	32
ZLK140	ZLK140C	ZLK140F	1325	1415	700	35

**!** If a body is ordered with a code lock or chip lock, this body can only be equipped with drawers - the body cannot be combined with a door.



### Drawers 19 x 27D – partial extension

Order No. drawer w/o safety catch	Order No. drawer with safety catch	Front height A mm	Side height C mm	kg	kg
ZLE75	ZLE75P	75	50	70	6,5
ZLE100	ZLE100P	100	75	70	6,9
ZLE125	ZLE125P	125	75	70	7,1
ZLE150	ZLE150P	150	125	70	7,7
ZLE200	ZLE200P	200	175	70	8,4
ZLE250	ZLE250P	250	175	70	8,7
ZLE300	ZLE300P	300	275	70	9,9



**Drawer safety catch**  
Safety element preventing self-opening of the drawer. It is standard equipment on our mobile products.

### Drawers 19 x 27D – full extension

Order No. drawer w/o safety catch	Order No. drawer with safety catch	Front height A mm	Side height C mm	kg	kg
ZLT75	ZLT75P	75	50	200	10,5
ZLT100	ZLT100P	100	75	200	10,9
ZLT125	ZLT125P	125	75	200	11,1
ZLT150	ZLT150P	150	125	200	11,7
ZLT200	ZLT200P	200	175	200	12,4
ZLT250	ZLT250P	250	175	200	12,7
ZLT300	ZLT300P	300	275	200	13,9

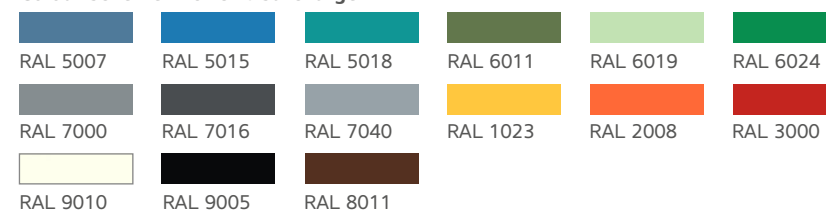
### How to assemble your own drawer cabinet configuration:

1. Select the height of the drawer cabinet housing.
2. Select the number of drawers so that the total of the drawer front (or door) heights A equals the housing clearance height S.
3. Select the colour of the drawer cabinet housing and drawers (door).
4. Select accessories and options.

### Standard colour scheme without surcharge



### Colour scheme with 8 % surcharge



**i** See page 17 for detailed information about the product colour scheme.

## Accessories

## 19 x 27D



### Elevated edge

Order number	W x D mm
ZH1927	442 x 600

Three-sided sheet edge, 20 mm height; freely laid 3 mm rubber pad. It cannot be ordered additionally.  
📦 1,8 kg



### Handles

Order number
MK1

The delivery includes 1 pair of handles. It cannot be ordered additionally.  
📦 1,8 kg



### Wooden top

Order number	W x D mm
DH1927	442 x 600

A beech-wood top, 40 mm thick, is screwed to the cabinet lid.  
📦 6,4 kg



### Shelf

Order number	W x D mm
VP1927	428 x 485

Shelf of galvanized sheet, 50 kg load capacity, height-adjustable thanks to the cabinet wall perforations  
4 hooks for suspension of shelves  
📦 2,5 kg



### Door

Order number	Height mm
D19-500	500
D19-600	600
D19-650	650
D19-750	750

The technical design of the door enables you to change the opening direction from right to left.  
For the colour scheme, see page 17.



### Door with sill

Order number	Height mm
DP19-550	500 + 50 sill
DP19-650	600 + 50 sill
DP19-700	650 + 50 sill
DP19-800	750 + 50 sill

The technical design of the door enables you to change the opening direction from right to left.  
For the colour scheme, see page 17.



### Base


Order number	Height mm
SO1927	100

2 detachable faces  
📦 7,8 kg



## Drawer partition material – sets


19 x 27D



### Metal partition

Drawer front height mm	Order number	kg
75	192711	0,4
100, 125	192712	0,6
150	192713	0,9
200, 250	192714	1,2
300	192715	2,0


2 pieces of smooth partition  
1 piece of slotted partition



### Metal partition

Drawer front height mm	Order number	kg
75	192721	0,7
100, 125	192722	1,2
150	192723	1,7
200, 250	192724	2,5
300	192725	3,9


6 pieces of smooth partition  
2 pieces of slotted partition



### Metal partition

Drawer front height mm	Order number	kg
75	192731	1,1
100, 125	192732	1,7
150	192733	2,4
200, 250	192734	3,5
300	192735	5,5

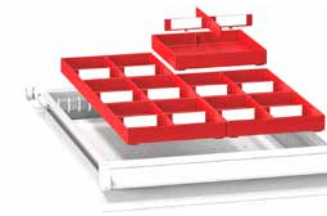
8 pieces of smooth partition  
3 pieces of slotted partition



### Slip-resistant pad

Order number	W x D mm
PG1927	323 x 459

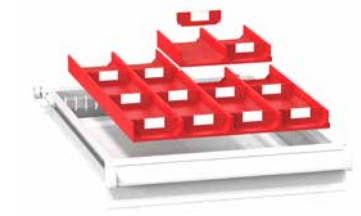
Foam rubber of 3 mm thickness  
kg 0,1



### Boxes

Minimum height of drawer face	Order number	kg
75	1927PK25	0,6
75	1927PK50	0,9
100	1927PK75	1,2

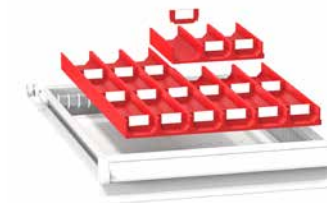
6 boxes, W x D 153 x 153 mm  
6 large partitions  
12 small partitions



### Troughs

Trough width mm	Order number	kg
70	1927PU2	0,6

6 two-piece troughs, W x D 153 x 153 mm  
12 partitions



### Troughs

Trough width mm	Order number	kg
45	1927PU3	0,7

6 three-piece troughs, W x D 153 x 153 mm  
18 partitions



### Troughs

Trough width mm	Order number	kg
33	1927PU4	0,8

6 four-piece troughs, W x D 153 x 153 mm  
24 partitions






## Drawer cabinets 27 x 19D

The following pages contain the most popular assemblies of our drawer cabinets in the ZN series. Please carefully study the pages of this model with the predefined cabinet assemblies. If you do not find a suitable drawer cabinet, take advantage of the POLAK modular furniture system to create for yourself an assembly according to your wishes and requirements. There is a broad selection of bodies in all heights, drawers, doors and other accessories at your disposal on a special page. You can equip an empty body according to your wishes. The standard accessories for the drawer cabinet include a central lock and drawer lock mechanisms.



With respect to the narrow ground plan of the ZN cabinets, it is not recommended to equip the cabinets with castors for safety reasons (a cabinet with an open drawer might topple forward).



### Basic colour scheme

Unless a required colour is specified in the order, the basic colour scheme of RAL 7035 for the housing and RAL 5012 for the drawer (door) is used.



## Standard configuration

Height 840 mm



door  
750 mm

Order number	Locking
ZN84-1	cylindrical lock

Size 578 x 464 x 840 mm  
1 door, 2 shelves  
32 kg



75 E  
125 E  
door  
550 mm

Order number	Locking
ZN84-2	cylindrical lock

Size 578 x 464 x 840 mm  
2 drawers, 1 door, 1 shelf  
41 kg



150 E  
300 E  
300 E

Order number	Locking
ZN84-3	cylindrical lock
ZN84-3C	code lock
ZN84-3F	chip lock

Size 578 x 464 x 840 mm  
3 drawers  
50 kg



75 E  
125 E  
250 E  
300 E

Order number	Locking
ZN84-4	cylindrical lock
ZN84-4C	code lock
ZN84-4F	chip lock

Size 578 x 464 x 840 mm  
4 drawers  
54 kg



75 E  
75 E  
100 E  
100 E  
125 E  
125 E  
150 E

Order number	Locking
ZN84-5	cylindrical lock
ZN84-5C	code lock
ZN84-5F	chip lock

Size 578 x 464 x 840 mm  
7 drawers  
68 kg



75 E  
100 E  
125 E  
200 E  
250 E

Order number	Locking
ZN84-6	cylindrical lock
ZN84-6C	code lock
ZN84-6F	chip lock

Size 578 x 464 x 840 mm  
5 drawers  
59 kg



75 E  
75 E  
100 E  
150 E  
150 E  
200 E

Order number	Locking
ZN84-7	cylindrical lock
ZN84-7C	code lock
ZN84-7F	chip lock

Size 578 x 464 x 840 mm  
6 drawers  
64 kg



75 E  
75 E  
75 E  
75 E  
100 E  
100 E  
125 E  
125 E

Order number	Locking
ZN84-8	cylindrical lock
ZN84-8C	code lock
ZN84-8F	chip lock

Size 578 x 464 x 840 mm  
8 drawers  
73 kg



## Standard configuration

Height 990 mm



100 E  
door  
800 mm

Order number	Locking
ZN99-1	cylindrical lock

Size 578 x 464 x 990 mm  
1 drawer, 1 door, 2 shelves  
📦 43 kg



75 E  
125 E  
150 E  
door  
550 mm

Order number	Locking
ZN99-2	cylindrical lock

Size 578 x 464 x 990 mm  
3 drawers, 1 door, 1 shelf  
📦 52 kg



100 E  
100 E  
100 E  
300 E  
300 E

Order number	Locking
ZN99-3	cylindrical lock
ZN99-3C	code lock
ZN99-3F	chip lock

Size 578 x 464 x 990 mm  
5 drawers  
📦 65 kg



75 E  
100 E  
125 E  
150 E  
150 E  
300 E

Order number	Locking
ZN99-4	cylindrical lock
ZN99-4C	code lock
ZN99-4F	chip lock

Size 578 x 464 x 990 mm  
6 drawers  
📦 70 kg



75 E  
75 E  
75 E  
100 E  
100 E  
100 E  
125 E  
150 E  
200 E

Order number	Locking
ZN99-5	cylindrical lock
ZN99-5C	code lock
ZN99-5F	chip lock

Size 578 x 464 x 990 mm  
8 drawers  
📦 80 kg



75 E  
100 E  
100 E  
125 E  
150 E  
150 E  
200 E

Order number	Locking
ZN99-6	cylindrical lock
ZN99-6C	code lock
ZN99-6F	chip lock

Size 578 x 464 x 990 mm  
7 drawers  
📦 75 kg

Height 1215 mm



75 E  
75 E  
75 E  
100 E  
door  
800 mm

Order number	Locking
ZN120-1	cylindrical lock

Size 578 x 464 x 1215 mm  
4 drawers, 1 door, 2 shelves  
📦 65 kg



75 E  
100 E  
125 E  
125 E  
150 E  
door  
550 mm

Order number	Locking
ZN120-2	cylindrical lock

Size 578 x 464 x 1215 mm  
5 drawers, 1 door, 1 shelf  
📦 69 kg



100 E  
125 E  
300 E  
300 E  
300 E

Order number	Locking
ZN120-3	cylindrical lock
ZN120-3C	code lock
ZN120-3F	chip lock

Size 578 x 464 x 1215 mm  
5 drawers  
📦 73 kg



75 E  
75 E  
75 E  
100 E  
100 E  
150 E  
150 E  
200 E  
200 E

Order number	Locking
ZN120-4	cylindrical lock
ZN120-4C	code lock
ZN120-4F	chip lock

Size 578 x 464 x 1215 mm  
9 drawers  
📦 92 kg



75 E  
75 E  
75 E  
100 E  
100 E  
100 E  
100 E  
100 E  
150 E  
150 E  
200 E

Order number	Locking
ZN120-5	cylindrical lock
ZN120-5C	code lock
ZN120-5F	chip lock

Size 578 x 464 x 1215 mm  
10 drawers  
📦 97 kg



100 E  
100 E  
125 E  
200 E  
300 E  
300 E


Order number	Locking
ZN120-6	cylindrical lock
ZN120-6C	code lock
ZN120-6F	chip lock

Size 578 x 464 x 1215 mm  
6 drawers  
📦 78 kg





## Housings and drawers



### Cabinet housings 27 x 19D


Order number cylindrical lock	Order number code lock	Order number chip lock	S mm	H mm	kg	kg
ZNK39	ZNK39C	ZNK39F	300	390	250	14
ZNK59	ZNK59C	ZNK59F	500	590	450	18
ZNK69	ZNK69C	ZNK69F	600	690	450	20
ZNK74	ZNK74C	ZNK74F	650	740	700	21
ZNK84	ZNK84C	ZNK84F	750	840	700	23
ZNK99	ZNK99C	ZNK99F	900	990	700	27
ZNK120	ZNK120C	ZNK120F	1125	1215	700	31
ZNK140	ZNK140C	ZNK140F	1325	1415	700	34

**!** If a body is ordered with a code lock or chip lock, this body can only be equipped with drawers - the body cannot be combined with a door.



### Drawers 27 x 19D – partial extension

Order No. drawer w/o safety catch	Order No. drawer with safety catch	Front height A mm	Side height C mm	kg	kg
ZNE75	ZNE75P	75	50	70	6,0
ZNE100	ZNE100P	100	75	70	6,4
ZNE125	ZNE125P	125	75	70	6,6
ZNE150	ZNE150P	150	125	70	7,2
ZNE200	ZNE200P	200	175	70	8,1
ZNE250	ZNE250P	250	175	70	8,4
ZNE300	ZNE300P	300	275	70	9,7



**Drawer safety catch**  
Safety element preventing self-opening of the drawer. It is standard equipment on our mobile products.

### Drawers 27 x 19D – full extension

Order No. drawer w/o safety catch	Order No. drawer with safety catch	Front height A mm	Side height C mm	kg	kg
ZNT75	ZNT75P	75	50	200	9,0
ZNT100	ZNT100P	100	75	200	9,4
ZNT125	ZNT125P	125	75	200	9,6
ZNT150	ZNT150P	150	125	200	10,2
ZNT200	ZNT200P	200	175	200	11,1
ZNT250	ZNT250P	250	175	200	11,4
ZNT300	ZNT300P	300	275	200	12,7

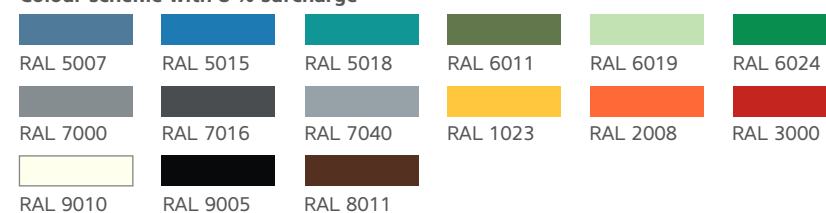
### How to assemble your own drawer cabinet configuration:

1. Select the height of the drawer cabinet housing.
2. Select the number of drawers so that the total of the drawer front (or door) heights A equals the housing clearance height S.
3. Select the colour of the drawer cabinet housing and drawers (door).
4. Select accessories and options.

### Standard colour scheme without surcharge



### Colour scheme with 8 % surcharge



See page 17 for detailed information about the product colour scheme.

## Accessories

## 27 x 19D



### Elevated edge

Order number	W x D mm
ZH2719	578 x 464

Three-sided sheet edge, 20 mm height; freely laid 3 mm rubber pad.  
It cannot be ordered additionally.  
1,7 kg



### Wooden top

Order number	W x D mm
DH2719	578 x 464

A beech-wood top, 40 mm thick, is screwed to the cabinet lid.  
6,2 kg



### Door

Order number	Height mm
D27-500	500
D27-600	600
D27-650	650
D27-750	750

The technical design of the door enables you to change the opening direction from right to left.  
For the colour scheme, see page 17.



### Door with sill

Order number	Height mm
DP27-550	500 + 50 sill
DP27-650	600 + 50 sill
DP27-700	650 + 50 sill
DP27-800	750 + 50 sill

The technical design of the door enables you to change the opening direction from right to left.  
For the colour scheme, see page 17.



### Base

Order number	Height mm
SO2719	100

2 detachable faces  
8 kg



### Shelf


Order number	W x D mm
VP2719	564 x 349

Shelf of galvanized sheet, 50 kg load capacity, height-adjustable thanks to the cabinet wall perforations  
4 hooks for suspension of shelves  
2,3 kg



## Drawer partition material – sets


27 x 19D



Metal partition

Drawer front height mm	Order number	kg
75	271911	0,3
100, 125	271912	0,5
150	271913	0,9
200, 250	271914	1,2
300	271915	1,6


2 pieces of smooth partition  
1 piece of slotted partition



Metal partition

Drawer front height mm	Order number	kg
75	271921	0,6
100, 125	271922	1,1
150	271923	1,7
200, 250	271924	2,5
300	271925	3,2

6 pieces of smooth partition  
2 pieces of slotted partition



Metal partition

Drawer front height mm	Order number	kg
75	271931	0,8
100, 125	271932	1,5
150	271933	2,3
200, 250	271934	3,4
300	271935	4,3


8 pieces of smooth partition  
3 pieces of slotted partition



Slip-resistant pad

Order number	W x D mm
PG2719	459 x 323


Foam rubber of 3 mm thickness  
kg 0,1



Boxes

Minimum height of drawer face	Order number	kg
75	2719PK25	0,6
75	2719PK50	0,9
100	2719PK75	1,2


6 boxes, W x D 153 x 153 mm  
6 large partitions  
12 small partitions



Troughs

Trough width mm	Order number	kg
70	2719PU2	0,6


6 two-piece troughs, W x D 153 x 153 mm  
12 partitions



Troughs

Trough width mm	Order number	kg
45	2719PU3	0,7

6 three-piece troughs, W x D 153 x 153 mm  
18 partitions



Troughs

Trough width mm	Order number	kg
33	2719PU4	0,8

6 four-piece troughs, W x D 153 x 153 mm  
24 partitions



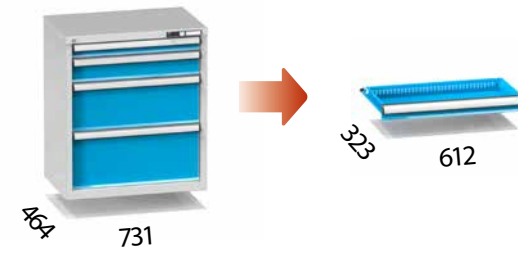


## Drawer cabinets 36 x 19D

The following pages contain the most popular assemblies of our drawer cabinets in the ZP series. Please carefully study the pages of this model with the predefined cabinet assemblies. If you do not find a suitable drawer cabinet, take advantage of the POLAK modular furniture system to create for yourself an assembly according to your wishes and requirements. There is a broad selection of bodies in all heights, drawers, doors and other accessories at your disposal on a special page. You can equip an empty body according to your wishes. The standard accessories for the drawer cabinet include a central lock and drawer lock mechanisms.



With respect to the narrow ground plan of the ZP cabinets, it is not recommended to equip the cabinets with castors for safety reasons (a cabinet with an open drawer might topple forward).



### Basic colour scheme

Unless a required colour is specified in the order, the basic colour scheme of RAL 7035 for the housing and RAL 5012 for the drawer (door) is used.



## Standard configuration

Height 840 mm



Order number	Locking
ZP84-1	cylindrical lock

Size 731 x 464 x 840 mm  
1 door, 2 shelves  
36 kg



Order number	Locking
ZP84-2	cylindrical lock

Size 731 x 464 x 840 mm  
2 drawers, 1 door, 1 shelf  
45 kg



Order number	Locking
ZP84-3	cylindrical lock
ZP84-3C	code lock
ZP84-3F	chip lock

Size 731 x 464 x 840 mm  
3 drawers  
56 kg



Order number	Locking
ZP84-4	cylindrical lock
ZP84-4C	code lock
ZP84-4F	chip lock

Size 731 x 464 x 840 mm  
4 drawers  
61 kg



Order number	Locking
ZP84-5	cylindrical lock
ZP84-5C	code lock
ZP84-5F	chip lock

Size 731 x 464 x 840 mm  
5 drawers  
66 kg



Order number	Locking
ZP84-6	cylindrical lock
ZP84-6C	code lock
ZP84-6F	chip lock

Size 731 x 464 x 840 mm  
6 drawers  
72 kg



Order number	Locking
ZP84-7	cylindrical lock
ZP84-7C	code lock
ZP84-7F	chip lock

Size 731 x 464 x 840 mm  
7 drawers  
77 kg



Order number	Locking
ZP84-8	cylindrical lock
ZP84-8C	code lock
ZP84-8F	chip lock

Size 731 x 464 x 840 mm  
8 drawers  
83 kg



Order number	Locking
ZP84-9	cylindrical lock
ZP84-9C	code lock
ZP84-9F	chip lock

Size 731 x 464 x 840 mm  
9 drawers  
88 kg



## Standard configuration

Height 990 mm



100 E  
door  
800 mm

Order number	Locking
ZP99-1	cylindrical lock

Size 731 x 464 x 990 mm  
1 drawer, 1 door, 2 shelves  
48 kg



75 E  
125 E  
150 E  
door  
550 mm

Order number	Locking
ZP99-2	cylindrical lock

Size 731 x 464 x 990 mm  
3 drawers, 1 door, 1 shelf  
59 kg



100 E  
100 E  
100 E  
300 E  
300 E

Order number	Locking
ZP99-3	cylindrical lock
ZP99-3C	code lock
ZP99-3F	chip lock

Size 731 x 464 x 990 mm  
5 drawers  
74 kg



75 E  
100 E  
125 E  
150 E  
150 E  
300 E

Order number	Locking
ZP99-4	cylindrical lock
ZP99-4C	code lock
ZP99-4F	chip lock

Size 731 x 464 x 990 mm  
6 drawers  
79 kg



100 E  
200 E  
300 E  
300 E

Order number	Locking
ZP99-5	cylindrical lock
ZP99-5C	code lock
ZP99-5F	chip lock

Size 731 x 464 x 990 mm  
4 drawers  
69 kg



75 E  
100 E  
100 E  
125 E  
150 E  
150 E  
200 E

Order number	Locking
ZP99-6	cylindrical lock
ZP99-6C	code lock
ZP99-6F	chip lock

Size 731 x 464 x 990 mm  
7 drawers  
84 kg

Height 1215 mm



75 E  
75 E  
75 E  
100 E  
1 door  
800 mm

Order number	Locking
ZP120-1	cylindrical lock

Size 731 x 464 x 1215 mm  
4 drawers, 1 door, 2 shelves  
73 kg



75 E  
100 E  
125 E  
125 E  
150 E  
1 door  
550 mm

Order number	Locking
ZP120-2	cylindrical lock

Size 731 x 464 x 1215 mm  
5 drawers, 1 door, 1 shelf  
76 kg



100 E  
125 E  
300 E  
300 E  
300 E

Order number	Locking
ZP120-3	cylindrical lock
ZP120-3C	code lock
ZP120-3F	chip lock

Size 731 x 464 x 1215 mm  
5 drawers  
82 kg



75 E  
75 E  
75 E  
100 E  
100 E  
150 E  
150 E  
200 E  
200 E

Order number	Locking
ZP120-4	cylindrical lock
ZP120-4C	code lock
ZP120-4F	chip lock

Size 731 x 464 x 1215 mm  
9 drawers  
104 kg



100 E  
100 E  
125 E  
200 E  
300 E  
300 E

Order number	Locking
ZP120-5	cylindrical lock
ZP120-5C	code lock
ZP120-5F	chip lock

Size 731 x 464 x 1215 mm  
6 drawers  
88 kg



75 E  
100 E  
100 E  
150 E  
150 E  
250 E  
300 E


Order number	Locking
ZP120-6	cylindrical lock
ZP120-6C	code lock
ZP120-6F	chip lock

Size 731 x 464 x 1215 mm  
7 drawers  
93 kg





## Housings and drawers



### Cabinet housings 36 x 19D

Order number cylindrical lock	Order number code lock	Order number chip lock	S mm	H mm	kg	kg
ZPK39	ZPK39C	ZPK39F	300	390	250	16
ZPK59	ZPK59C	ZPK59F	500	590	450	20
ZPK69	ZPK69C	ZPK69F	600	690	450	22
ZPK74	ZPK74C	ZPK74F	650	740	700	24
ZPK84	ZPK84C	ZPK84F	750	840	700	26
ZPK99	ZPK99C	ZPK99F	900	990	700	29
ZPK120	ZPK120C	ZPK120F	1125	1215	700	34
ZPK140	ZPK140C	ZPK140F	1325	1415	700	37


**!** If a body is ordered with a code lock or chip lock, this body can only be equipped with drawers - the body cannot be combined with a door.

### Drawers 36 x 19D – partial extension



Order No. drawer w/o safety catch	Order No. drawer with safety catch	Front height A mm	Side height C mm	kg	kg
ZPE75	ZPE75P	75	50	70	6,8
ZPE100	ZPE100P	100	75	70	7,3
ZPE125	ZPE125P	125	75	70	7,6
ZPE150	ZPE150P	150	125	70	8,3
ZPE200	ZPE200P	200	175	70	9,3
ZPE250	ZPE250P	250	175	70	9,8
ZPE300	ZPE300P	300	275	70	11,3

### Drawers 36 x 19D – full extension



**Drawer safety catch**  
Safety element preventing self-opening of the drawer. It is standard equipment on our mobile products.

Order No. drawer w/o safety catch	Order No. drawer with safety catch	Front height A mm	Side height C mm	kg	kg
ZPT75	ZPT75P	75	50	200	9,8
ZPT100	ZPT100P	100	75	200	10,3
ZPT125	ZPT125P	125	75	200	10,6
ZPT150	ZPT150P	150	125	200	11,3
ZPT200	ZPT200P	200	175	200	12,3
ZPT250	ZPT250P	250	175	200	12,8
ZPT300	ZPT300P	300	275	200	14,3

### How to assemble your own drawer cabinet configuration:

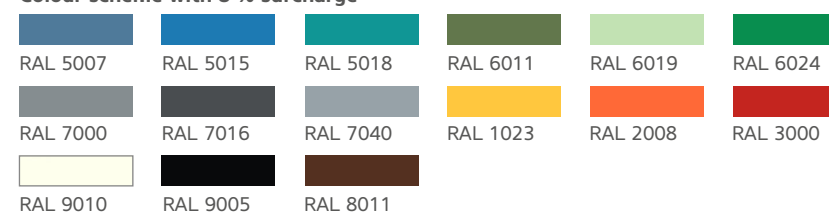
1. Select the height of the drawer cabinet housing.
2. Select the number of drawers so that the total of the drawer front (or door) heights A equals the housing clearance height S.
3. Select the colour of the drawer cabinet housing and drawers (door).
4. Select accessories and options.

### Standard colour scheme without surcharge



**i** See page 17 for detailed information about the product colour scheme.

### Colour scheme with 8 % surcharge



## Accessories

## 36 x 19D



### Elevated edge

Order number	W x D mm
ZH3619	731 x 464

Three-sided sheet edge, 20 mm height; freely laid 3 mm rubber pad.  
It cannot be ordered additionally.  
📦 2,2 kg



### Wooden top

Order number	W x D mm
DH3619	731 x 464

A beech-wood top, 40 mm thick, is screwed to the cabinet lid.  
📦 8,1 kg



### Door

Order number	Height mm
D36-500	500
D36-600	600
D36-650	650
D36-750	750

The technical design of the door enables you to change the opening direction from right to left.  
For the colour scheme, see page 17.



### Door with sill

Order number	Height mm
DP36-550	500 + 50 sill
DP36-650	600 + 50 sill
DP36-700	650 + 50 sill
DP36-800	750 + 50 sill

The technical design of the door enables you to change the opening direction from right to left.  
For the colour scheme, see page 17.



### Base

Order number	Height mm
SO3619	100

2 detachable faces  
📦 9,7 kg



### Shelf


Order number	W x D mm
VP3619	717 x 349

Shelf of galvanized sheet, 50 kg load capacity, height-adjustable thanks to the cabinet wall perforations  
4 hooks for suspension of shelves  
📦 2,8 kg



## Drawer partition material – sets


36 x 19D



Metal partition

Drawer front height mm	Order number	kg
75	361911	0,3
100, 125	361912	0,6
150	361913	0,9
200, 250	361914	1,3
300	361915	1,8


2 pieces of smooth partition  
1 piece of slotted partition



Metal partition

Drawer front height mm	Order number	kg
75	361921	0,6
100, 125	361922	1,2
150	361923	1,7
200, 250	361924	2,7
300	361925	3,6

6 pieces of smooth partition  
2 pieces of slotted partition



Metal partition

Drawer front height mm	Order number	kg
75	361931	0,8
100, 125	361932	1,6
150	361933	2,4
200, 250	361934	3,6
300	361935	4,6


8 pieces of smooth partition  
3 pieces of slotted partition



Slip-resistant pad

Order number	W x D mm
PG3619	612 x 323


Foam rubber of 3 mm thickness  
kg 0,1



Boxes

Minimum height of drawer face	Order number	kg
75	3619PK25	0,7
75	3619PK50	1,2
100	3619PK75	1,6


8 boxes, W x D 153 x 153 mm  
8 large partitions  
16 small partitions



Troughs

Trough width mm	Order number	kg
70	3619PU2	0,8


8 two-piece troughs, W x D 153 x 153 mm  
16 partitions



Troughs

Trough width mm	Order number	kg
45	3619PU3	0,9

8 three-piece troughs, W x D 153 x 153 mm  
24 partitions



Troughs

Trough width mm	Order number	kg
33	3619PU4	1,0

8 four-piece troughs, W x D 153 x 153 mm  
32 partitions






## Drawer cabinets 45 x 19D

The following pages contain the most popular assemblies of our drawer cabinets in the ZR series. Please carefully study the pages of this model with the predefined cabinet assemblies. If you do not find a suitable drawer cabinet, take advantage of the POLAK modular furniture system to create for yourself an assembly according to your wishes and requirements. There is a broad selection of bodies in all heights, drawers, doors and other accessories at your disposal on a special page. You can equip an empty body according to your wishes. The standard accessories for the drawer cabinet include a central lock and drawer lock mechanisms.



With respect to the narrow ground plan of the ZR cabinets, it is not recommended to equip the cabinets with castors for safety reasons (a cabinet with an open drawer might topple forward).



### Basic colour scheme

Unless a required colour is specified in the order, the basic colour scheme of RAL 7035 for the housing and RAL 5012 for the drawer (door) is used.



## Standard configuration

Height 840 mm



75 E  
125 E  
door  
550 mm

Order number	Locking
ZR84-2	cylindrical lock

Size 884 x 464 x 840 mm  
2 drawers, 1 door, 1 shelf  
53 kg



150 E  
300 E  
300 E

Order number	Locking
ZR84-3	cylindrical lock
ZR84-3C	code lock
ZR84-3F	chip lock

Size 884 x 464 x 840 mm  
3 drawers  
63 kg



75 E  
125 E  
250 E  
300 E

Order number	Locking
ZR84-4	cylindrical lock
ZR84-4C	code lock
ZR84-4F	chip lock

Size 884 x 464 x 840 mm  
4 drawers  
68 kg



75 E  
100 E  
125 E  
200 E  
250 E

Order number	Locking
ZR84-5	cylindrical lock
ZR84-5C	code lock
ZR84-5F	chip lock

Size 884 x 464 x 840 mm  
5 drawers  
74 kg



75 E  
75 E  
100 E  
150 E  
150 E  
200 E

Order number	Locking
ZR84-6	cylindrical lock
ZR84-6C	code lock
ZR84-6F	chip lock

Size 884 x 464 x 840 mm  
6 drawers  
81 kg



75 E  
75 E  
100 E  
100 E  
125 E  
125 E  
150 E

Order number	Locking
ZR84-7	cylindrical lock
ZR84-7C	code lock
ZR84-7F	chip lock

Size 884 x 464 x 840 mm  
7 drawers  
86 kg



75 E  
75 E  
75 E  
75 E  
75 E  
100 E  
100 E  
125 E  
125 E

Order number	Locking
ZR84-8	cylindrical lock
ZR84-8C	code lock
ZR84-8F	chip lock

Size 884 x 464 x 840 mm  
8 drawers  
92 kg



75 E  
75 E  
75 E  
75 E  
75 E  
75 E  
100 E  
100 E  
100 E

Order number	Locking
ZR84-9	cylindrical lock
ZR84-9C	code lock
ZR84-9F	chip lock

Size 884 x 464 x 840 mm  
9 drawers  
98 kg



## Standard configuration

Height 990 mm



100 E  
door  
800 mm

Order number	Locking
ZR99-1	cylindrical lock

Size 884 x 464 x 990 mm  
1 drawer, 1 door, 2 shelves  
📦 55 kg



75 E  
125 E  
150 E  
door  
550 mm

Order number	Locking
ZR99-2	cylindrical lock

Size 884 x 464 x 990 mm  
3 drawers, 1 door, 1 shelf  
📦 66 kg



100 E  
100 E  
100 E  
300 E  
300 E

Order number	Locking
ZR99-3	cylindrical lock
ZR99-3C	code lock
ZR99-3F	chip lock

Size 884 x 464 x 990 mm  
5 drawers  
📦 82 kg



75 E  
100 E  
125 E  
150 E  
150 E  
300 E

Order number	Locking
ZR99-4	cylindrical lock
ZR99-4C	code lock
ZR99-4F	chip lock

Size 884 x 464 x 990 mm  
6 drawers  
📦 88 kg



100 E  
200 E  
300 E  
300 E

Order number	Locking
ZR99-5	cylindrical lock
ZR99-5C	code lock
ZR99-5F	chip lock

Size 884 x 464 x 990 mm  
4 drawers  
📦 76 kg



75 E  
100 E  
100 E  
125 E  
150 E  
150 E  
200 E

Order number	Locking
ZR99-6	cylindrical lock
ZR99-6C	code lock
ZR99-6F	chip lock

Size 884 x 464 x 990 mm  
7 drawers  
📦 94 kg

Height 1215 mm



75 E  
75 E  
75 E  
100 E  
door  
800 mm

Order number	Locking
ZR120-1	cylindrical lock

Size 884 x 464 x 1215 mm  
4 drawers, 1 door, 2 shelves  
📦 81 kg



75 E  
100 E  
125 E  
125 E  
150 E  
door  
550 mm

Order number	Locking
ZR120-2	cylindrical lock

Size 884 x 464 x 1215 mm  
5 drawers, 1 door, 1 shelf  
📦 88 kg



100 E  
125 E  
300 E  
300 E  
300 E

Order number	Locking
ZR120-3	cylindrical lock
ZR120-3C	code lock
ZR120-3F	chip lock

Size 884 x 464 x 1215 mm  
5 drawers  
📦 92 kg



75 E  
75 E  
75 E  
100 E  
100 E  
150 E  
150 E  
200 E  
200 E

Order number	Locking
ZR120-4	cylindrical lock
ZR120-4C	code lock
ZR120-4F	chip lock

Size 884 x 464 x 1215 mm  
9 drawers  
📦 115 kg



100 E  
100 E  
125 E  
200 E  
300 E  
300 E

Order number	Locking
ZR120-5	cylindrical lock
ZR120-5C	code lock
ZR120-5F	chip lock

Size 884 x 464 x 1215 mm  
6 drawers  
📦 98 kg



75 E  
100 E  
100 E  
150 E  
150 E  
250 E  
300 E


Order number	Locking
ZR120-6	cylindrical lock
ZR120-6C	code lock
ZR120-6F	chip lock

Size 884 x 464 x 1215 mm  
7 drawers  
📦 103 kg





## Housings and drawers



### Cabinet housings 45 x 19D

Order number cylindrical lock	Order number code lock	Order number chip lock	S mm	H mm	kg	kg
ZRK39	ZRK39C	ZRK39F	300	390	250	18
ZRK59	ZRK59C	ZRK59F	500	590	450	22
ZRK69	ZRK69C	ZRK69F	600	690	450	24
ZRK74	ZRK74C	ZRK74F	650	740	700	26
ZRK84	ZRK84C	ZRK84F	750	840	700	28
ZRK99	ZRK99C	ZRK99F	900	990	700	32
ZRK120	ZRK120C	ZRK120F	1125	1215	700	36
ZRK140	ZRK140C	ZRK140F	1325	1415	700	40


**!** If a body is ordered with a code lock or chip lock, this body can only be equipped with drawers - the body cannot be combined with a door.

### Drawers 45 x 19D – partial extension



Order No. drawer w/o safety catch	Order No. drawer with safety catch	Front height A mm	Side height C mm	kg	kg
ZRE75	ZRE75P	75	50	70	7,6
ZRE100	ZRE100P	100	75	70	8,2
ZRE125	ZRE125P	125	75	70	8,6
ZRE150	ZRE150P	150	125	70	9,4
ZRE200	ZRE200P	200	175	70	10,5
ZRE250	ZRE250P	250	175	70	11,2
ZRE300	ZRE300P	300	275	70	12,9

### Drawers 45 x 19D – full extension



#### Drawer safety catch

Safety element preventing self-opening of the drawer. It is standard equipment on our mobile products.

Order No. drawer w/o safety catch	Order No. drawer with safety catch	Front height A mm	Side height C mm	kg	kg
ZRT75	ZRT75P	75	50	200	10,6
ZRT100	ZRT100P	100	75	200	11,2
ZRT125	ZRT125P	125	75	200	11,6
ZRT150	ZRT150P	150	125	200	12,4
ZRT200	ZRT200P	200	175	200	13,5
ZRT250	ZRT250P	250	175	200	14,2
ZRT300	ZRT300P	300	275	200	15,9

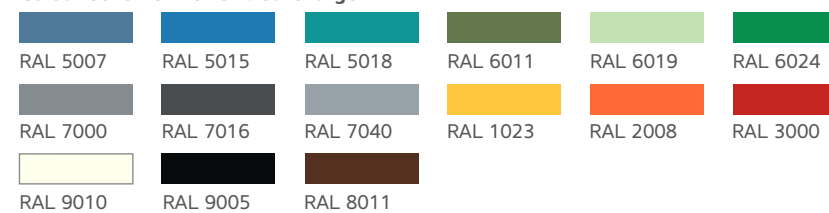
#### How to assemble your own drawer cabinet configuration:

1. Select the height of the drawer cabinet housing.
2. Select the number of drawers so that the total of the drawer front (or door) heights A equals the housing clearance height S.
3. Select the colour of the drawer cabinet housing and drawers (door).
4. Select accessories and options.

#### Standard colour scheme without surcharge



#### Colour scheme with 8 % surcharge



See page 17 for detailed information about the product colour scheme.

## Accessories

## 45 x 19D



#### Elevated edge

Order number	W x D mm
ZH4519	884 x 464

Three-sided sheet edge, 20 mm height; freely laid 3 mm rubber pad.  
It cannot be ordered additionally.  
📦 2,5 kg



#### Wooden top

Order number	W x D mm
DH4519	884 x 464

A beech-wood top, 40 mm thick, is screwed to the cabinet lid.  
📦 9,8 kg



#### Door

Order number	Height mm
D45-500	500
D45-600	600
D45-650	650
D45-750	750

The technical design of the door enables you to change the opening direction from right to left.  
For the colour scheme, see page 17.



#### Door with sill

Order number	Height mm
DP45-550	500 + 50 sill
DP45-650	600 + 50 sill
DP45-700	650 + 50 sill
DP45-800	750 + 50 sill

The technical design of the door enables you to change the opening direction from right to left.  
For the colour scheme, see page 17.



#### Base

Order number	Height mm
SO4519	100

2 detachable faces  
📦 13,2 kg



#### Shelf


Order number	W x D mm
VP4519	870 x 349

Shelf of galvanized sheet, 50 kg load capacity, height-adjustable thanks to the cabinet wall perforations  
4 hooks for suspension of shelves  
📦 3,4 kg



## Drawer partition material – sets


45 x 19D



### Metal partition

Drawer front height mm	Order number	kg
75	451911	0,4
100, 125	451912	0,6
150	451913	1,0
200, 250	451914	1,5
300	451915	2,0


2 pieces of smooth partition  
1 piece of slotted partition



### Metal partition

Drawer front height mm	Order number	kg
75	451921	0,7
100, 125	451922	1,3
150	451923	2,0
200, 250	451924	2,9
300	451925	3,9

6 pieces of smooth partition  
2 pieces of slotted partition



### Metal partition

Drawer front height mm	Order number	kg
75	451931	0,9
100, 125	451932	1,7
150	451933	2,6
200, 250	451934	3,8
300	451935	5,0


8 pieces of smooth partition  
3 pieces of slotted partition



### Slip-resistant pad

Order number	W x D mm
PG4519	765 x 323


Foam rubber of 3 mm thickness  
kg 0,1



### Boxes

Minimum height of drawer face	Order number	kg
75	4519PK25	0,9
75	4519PK50	1,5
100	4519PK75	2,0


10 boxes, W x D 153 x 153 mm  
10 large partitions  
20 small partitions



### Troughs

Trough width mm	Order number	kg
70	4519PU2	1,0

10 two-piece troughs, W x D 153 x 153 mm  
20 partitions



### Troughs

Trough width mm	Order number	kg
45	4519PU3	1,1

10 three-piece troughs, W x D 153 x 153 mm  
30 partitions



### Troughs

Trough width mm	Order number	kg
33	4519PU4	1,3

10 four-piece troughs, W x D 153 x 153 mm  
40 partitions



# Workbenches





## Workbenches KOMBI

The following pages again introduce to you the systematic and modular concept of the POLAK brand in practice. Here you can find the most requested bench assemblies made up of modular furniture parts. Please carefully study our basic range of Kombi workbenches. If they do not exactly meet your demands, assemble your own Kombi workbench according to our recommendations on the following pages.



### Basic colour scheme

Unless a required colour is specified in the order, the basic colour scheme of RAL 7035 for the housing and RAL 5012 for the drawer (door) is used.



To increase the load capacity, we recommend you purchase the SNP foot for workbenches with the AB, AM, PB, PM, BB, BM order number of 2500 mm width.



We deliver KOMBI workbenches disassembled; connecting material is included in the delivery.

## Standard configuration



### Depth of worktop 700 mm

Worktop	Order number	Width mm	Height mm	kg	kg
beech 40 mm	AB4715	1500	880	800	45
beech 40 mm	AB4720	2000	880	500	55
beech 40 mm	AB4725	2500	880	300	65
beech 50 mm	AB5715	1500	890	900	54
beech 50 mm	AB5720	2000	890	600	67
beech 50 mm	AB5725	2500	890	350	80
multiplex 40 mm	AM4715	1500	880	800	49
multiplex 40 mm	AM4720	2000	880	500	60
multiplex 40 mm	AM4725	2500	880	300	72

2 SNP feet

### Depth of worktop 700 mm

### drawer cabinet 27 x 27D

Worktop	Order number	Width mm	Height mm	kg	kg
beech 40 mm	PB4715	1500	880	800	60
beech 40 mm	PB4720	2000	880	500	70
beech 40 mm	PB4725	2500	880	300	81
beech 50 mm	PB5715	1500	890	900	69
beech 50 mm	PB5720	2000	890	600	82
beech 50 mm	PB5725	2500	890	350	95
multiplex 40 mm	PM4715	1500	880	800	64
multiplex 40 mm	PM4720	2000	880	500	76
multiplex 40 mm	PM4725	2500	880	300	87

2 SNP feet, drawer cabinet – 1 drawer 100E

### Depth of worktop 700 mm

### drawer cabinet 27 x 27D

Worktop	Order number	Width mm	Height mm	kg	kg
beech 40 mm	BB4715	1500	880	800	78
beech 40 mm	BB4720	2000	880	500	88
beech 40 mm	BB4725	2500	880	300	99
beech 50 mm	BB5715	1500	890	900	87
beech 50 mm	BB5720	2000	890	600	100
beech 50 mm	BB5725	2500	890	350	113
multiplex 40 mm	BM4715	1500	880	800	82
multiplex 40 mm	BM4720	2000	880	500	94
multiplex 40 mm	BM4725	2500	880	300	105

2 SNP feet, drawer cabinet – 100E, 200E drawer

### Depth of worktop 700 mm

### drawer cabinet 27 x 27D

Worktop	Order number	Width mm	Height mm	kg	kg
beech 40 mm	CB4715	1500	880	1100	74
beech 40 mm	CB4720	2000	880	700	84
beech 40 mm	CB4725	2500	880	400	95
beech 50 mm	CB5715	1500	890	1200	83
beech 50 mm	CB5720	2000	890	800	96
beech 50 mm	CB5725	2500	890	500	109
multiplex 40 mm	CM4715	1500	880	1100	78
multiplex 40 mm	CM4720	2000	880	700	90
multiplex 40 mm	CM4725	2500	880	400	101

SNP foot, drawer cabinet – door, 2 shelves





## Standard configuration



Depth of worktop 700 mm

drawer cabinet 27 x 27D

Worktop	Order number	Width mm	Heigh mm	kg	kg
beech 40 mm	DB4715	1500	880	1100	85
beech 40 mm	DB4720	2000	880	700	96
beech 40 mm	DB4725	2500	880	400	106
beech 50 mm	DB5715	1500	890	1200	94
beech 50 mm	DB5720	2000	890	800	107
beech 50 mm	DB5725	2500	890	500	120
multiplex 40 mm	DM4715	1500	880	1100	89
multiplex 40 mm	DM4720	2000	880	700	101
multiplex 40 mm	DM4725	2500	880	400	113

SNP foot, drawer cabinet – 75E, 125E drawer, door, 1 shelf



Depth of worktop 700 mm

drawer cabinet 27 x 27D

Worktop	Order number	Width mm	Heigh mm	kg	kg
beech 40 mm	KB4715	1500	880	1100	115
beech 40 mm	KB4720	2000	880	800	125
beech 40 mm	KB4725	2500	880	700	136
beech 50 mm	KB5715	1500	890	1100	124
beech 50 mm	KB5720	2000	890	900	137
beech 50 mm	KB5725	2500	890	800	150
multiplex 40 mm	KM4715	1500	880	1100	119
multiplex 40 mm	KM4720	2000	880	800	131
multiplex 40 mm	KM4725	2500	880	700	142

drawer cabinet on the left – door, 2 shelves drawer cabinet on the right – 75E, 125E drawer, door, 1 shelf



Depth of worktop 700 mm

drawer cabinet 27 x 27D

Worktop	Order number	Width mm	Heigh mm	kg	kg
beech 40 mm	EB4715	1500	880	1100	96
beech 40 mm	EB4720	2000	880	700	106
beech 40 mm	EB4725	2500	880	400	117
beech 50 mm	EB5715	1500	890	1200	105
beech 50 mm	EB5720	2000	890	800	118
beech 50 mm	EB5725	2500	890	500	131
multiplex 40 mm	EM4715	1500	880	1100	100
multiplex 40 mm	EM4720	2000	880	700	112
multiplex 40 mm	EM4725	2500	880	400	123

SNP foot, drawer cabinet – 150E, 2x 300E drawer



Depth of worktop 700 mm

drawer cabinet 27 x 27D

Worktop	Order number	Width mm	Heigh mm	kg	kg
beech 40 mm	LB4715	1500	880	1100	125
beech 40 mm	LB4720	2000	880	800	136
beech 40 mm	LB4725	2500	880	700	146
beech 50 mm	LB5715	1500	890	1100	134
beech 50 mm	LB5720	2000	890	900	147
beech 50 mm	LB5725	2500	890	800	161
multiplex 40 mm	LM4715	1500	880	1100	130
multiplex 40 mm	LM4720	2000	880	800	141
multiplex 40 mm	LM4725	2500	880	700	153

drawer cabinet on the left – 150E, 2x 300E drawer drawer cabinet on the right – door, 2 shelves



Depth of worktop 700 mm

drawer cabinet 27 x 27D

Worktop	Order number	Width mm	Heigh mm	kg	kg
beech 40 mm	FB4715	1500	880	1100	101
beech 40 mm	FB4720	2000	880	700	111
beech 40 mm	FB4725	2500	880	400	121
beech 50 mm	FB5715	1500	890	1200	109
beech 50 mm	FB5720	2000	890	800	123
beech 50 mm	FB5725	2500	890	500	136
multiplex 40 mm	FM4715	1500	880	1100	105
multiplex 40 mm	FM4720	2000	880	700	116
multiplex 40 mm	FM4725	2500	880	400	128

SNP foot, drawer cabinet – 75E, 125E, 250E, 300E drawer



Depth of worktop 700 mm

drawer cabinet 27 x 27D

Worktop	Order number	Width mm	Heigh mm	kg	kg
beech 40 mm	MB4715	1500	880	1100	130
beech 40 mm	MB4720	2000	880	800	140
beech 40 mm	MB4725	2500	880	700	151
beech 50 mm	MB5715	1500	890	1100	139
beech 50 mm	MB5720	2000	890	900	152
beech 50 mm	MB5725	2500	890	800	165
multiplex 40 mm	MM4715	1500	880	1100	134
multiplex 40 mm	MM4720	2000	880	800	146
multiplex 40 mm	MM4725	2500	880	700	157

drawer cabinet on the left – 75E, 125E, 250E, 300E drawer drawer cabinet on the right – door, 2 shelves



Depth of worktop 700 mm

drawer cabinet 27 x 27D

Worktop	Order number	Width mm	Heigh mm	kg	kg
beech 40 mm	HB4715	1500	880	1100	106
beech 40 mm	HB4720	2000	880	700	116
beech 40 mm	HB4725	2500	880	400	127
beech 50 mm	HB5715	1500	890	1200	115
beech 50 mm	HB5720	2000	890	800	128
beech 50 mm	HB5725	2500	890	500	141
multiplex 40 mm	HM4715	1500	880	1100	110
multiplex 40 mm	HM4720	2000	880	700	122
multiplex 40 mm	HM4725	2500	880	400	133

SNP foot, drawer cabinet – 75E, 100E, 125E, 200E, 250E drawer



Depth of worktop 700 mm

drawer cabinet 27 x 27D

Worktop	Order number	Width mm	Heigh mm	kg	kg
beech 40 mm	NB4715	1500	880	1100	152
beech 40 mm	NB4720	2000	880	800	162
beech 40 mm	NB4725	2500	880	700	173
beech 50 mm	NB5715	1500	890	1100	161
beech 50 mm	NB5720	2000	890	900	174
beech 50 mm	NB5725	2500	890	800	187
multiplex 40 mm	NM4715	1500	880	1100	156
multiplex 40 mm	NM4720	2000	880	800	168
multiplex 40 mm	NM4725	2500	880	700	180

drawer cabinet on the left – 150E, 2x 300E drawer drawer cabinet on the right – 75E, 125E, 250E, 300E drawer



## Standard configuration

Depth of worktop 700 mm

drawer cabinet 27 x 27D



Worktop	Order number	Width mm	Heigh mm	kg	kg
beech 40 mm	OB4715	1500	880	1100	169
beech 40 mm	OB4720	2000	880	800	179
beech 40 mm	OB4725	2500	880	700	190
beech 50 mm	OB5715	1500	890	1100	180
beech 50 mm	OB5720	2000	890	900	191
beech 50 mm	OB5725	2500	890	800	204
multiplex 40 mm	OM4715	1500	880	1100	173
multiplex 40 mm	OM4720	2000	880	800	185
multiplex 40 mm	OM4725	2500	880	700	196

2 drawer cabinets – 75E, 100E, 125E, 200E, 250E drawer

Depth of worktop 800 mm



Worktop	Order number	Width mm	Heigh mm	kg	kg
beech 40 mm	AB4815	1500	880	800	50
beech 40 mm	AB4820	2000	880	500	61
beech 40 mm	AB4825	2500	880	300	73
beech 50 mm	AB5815	1500	890	900	61
beech 50 mm	AB5820	2000	890	600	77
beech 50 mm	AB5825	2500	890	350	93
multiplex 40 mm	AM4815	1500	880	800	54
multiplex 40 mm	AM4820	2000	880	500	68
multiplex 40 mm	AM4825	2500	880	300	81

2 SNP feet

Depth of worktop 800 mm

drawer cabinet 36 x 36D



Worktop	Order number	Width mm	Heigh mm	kg	kg
beech 40 mm	PB4815	1500	880	800	71
beech 40 mm	PB4820	2000	880	500	83
beech 40 mm	PB4825	2500	880	300	94
beech 50 mm	PB5815	1500	890	900	83
beech 50 mm	PB5820	2000	890	600	99
beech 50 mm	PB5825	2500	890	350	114
multiplex 40 mm	PM4815	1500	880	800	76
multiplex 40 mm	PM4820	2000	880	500	89
multiplex 40 mm	PM4825	2500	880	300	102

2 SNP feet, drawer cabinet – 100E drawer

Depth of worktop 800 mm

drawer cabinet 36 x 36D



Worktop	Order number	Width mm	Heigh mm	kg	kg
beech 40 mm	BB4815	1500	880	800	94
beech 40 mm	BB4820	2000	880	500	106
beech 40 mm	BB4825	2500	880	300	117
beech 50 mm	BB5815	1500	890	900	106
beech 50 mm	BB5820	2000	890	600	122
beech 50 mm	BB5825	2500	890	350	137
multiplex 40 mm	BM4815	1500	880	800	99
multiplex 40 mm	BM4820	2000	880	500	112
multiplex 40 mm	BM4825	2500	880	300	125

2 SNP feet, drawer cabinet – 100E, 200E drawer

Depth of worktop 800 mm

drawer cabinet 36 x 36D



Worktop	Order number	Width mm	Heigh mm	kg	kg
beech 40 mm	CB4815	1500	880	1100	88
beech 40 mm	CB4820	2000	880	700	100
beech 40 mm	CB4825	2500	880	400	111
beech 50 mm	CB5815	1500	890	1200	100
beech 50 mm	CB5820	2000	890	800	116
beech 50 mm	CB5825	2500	890	500	131
multiplex 40 mm	CM4815	1500	880	1100	93
multiplex 40 mm	CM4820	2000	880	700	106
multiplex 40 mm	CM4825	2500	880	400	119

SNP foot, drawer cabinet – door, 2 shelves

Depth of worktop 800 mm

drawer cabinet 36 x 36D



Worktop	Order number	Width mm	Heigh mm	kg	kg
beech 40 mm	DB4815	1500	880	1100	104
beech 40 mm	DB4820	2000	880	700	116
beech 40 mm	DB4825	2500	880	400	127
beech 50 mm	DB5815	1500	890	1200	116
beech 50 mm	DB5820	2000	890	800	132
beech 50 mm	DB5825	2500	890	500	147
multiplex 40 mm	DM4815	1500	880	1100	109
multiplex 40 mm	DM4820	2000	880	700	122
multiplex 40 mm	DM4825	2500	880	400	135

SNP foot, drawer cabinet – 75E, 125E drawer, door, 1 shelf

Depth of worktop 800 mm

drawer cabinet 36 x 36D



Worktop	Order number	Width mm	Heigh mm	kg	kg
beech 40 mm	EB4815	1500	880	1100	118
beech 40 mm	EB4820	2000	880	700	129
beech 40 mm	EB4825	2500	880	400	141
beech 50 mm	EB5815	1500	890	1200	130
beech 50 mm	EB5820	2000	890	800	145
beech 50 mm	EB5825	2500	890	500	161
multiplex 40 mm	EM4815	1500	880	1100	123
multiplex 40 mm	EM4820	2000	880	700	136
multiplex 40 mm	EM4825	2500	880	400	149

SNP foot, drawer cabinet – 150E, 2x 300E drawer

Depth of worktop 800 mm

drawer cabinet 36 x 36D



Worktop	Order number	Width mm	Heigh mm	kg	kg
beech 40 mm	FB4815	1500	880	1100	124
beech 40 mm	FB4820	2000	880	700	136
beech 40 mm	FB4825	2500	880	400	147
beech 50 mm	FB5815	1500	890	1200	136
beech 50 mm	FB5820	2000	890	800	151
beech 50 mm	FB5825	2500	890	500	167
multiplex 40 mm	FM4815	1500	880	1100	129
multiplex 40 mm	FM4820	2000	880	700	142
multiplex 40 mm	FM4825	2500	880	400	155

SNP foot, drawer cabinet – 75E, 125E, 250E, 300E drawer





## Standard configuration



Depth of worktop 800 mm

drawer cabinet 36 x 36D

Worktop	Order number	Width mm	Heigh mm	kg	kg
beech 40 mm	HB4815	1500	880	1100	132
beech 40 mm	HB4820	2000	880	700	143
beech 40 mm	HB4825	2500	880	400	155
beech 50 mm	HB5815	1500	890	1200	144
beech 50 mm	HB5820	2000	890	800	159
beech 50 mm	HB5825	2500	890	500	175
multiplex 40 mm	HM4815	1500	880	1100	137
multiplex 40 mm	HM4820	2000	880	700	150
multiplex 40 mm	HM4825	2500	880	400	163

SNP foot, drawer cabinet – 75E, 100E, 125E, 200E, 250E drawer



Depth of worktop 800 mm

drawer cabinet 36 x 36D

Worktop	Order number	Width mm	Heigh mm	kg	kg
beech 40 mm	NB4815	1500	880	1100	192
beech 40 mm	NB4820	2000	880	800	204
beech 40 mm	NB4825	2500	880	700	215
beech 50 mm	NB5815	1500	890	1100	204
beech 50 mm	NB5820	2000	890	900	220
beech 50 mm	NB5825	2500	890	800	235
multiplex 40 mm	NM4815	1500	880	1100	197
multiplex 40 mm	NM4820	2000	880	800	210
multiplex 40 mm	NM4825	2500	880	700	223

drawer cabinet on the left – 150E, 2x 300E drawer drawer cabinet on the right – 75E, 125E, 250E, 300E drawer



Depth of worktop 800 mm

drawer cabinet 36 x 36D

Worktop	Order number	Width mm	Heigh mm	kg	kg
beech 40 mm	KB4815	1500	880	1100	143
beech 40 mm	KB4820	2000	880	800	155
beech 40 mm	KB4825	2500	880	700	166
beech 50 mm	KB5815	1500	890	1100	155
beech 50 mm	KB5820	2000	890	900	171
beech 50 mm	KB5825	2500	890	800	186
multiplex 40 mm	KM4815	1500	880	1100	148
multiplex 40 mm	KM4820	2000	880	800	161
multiplex 40 mm	KM4825	2500	880	700	174

drawer cabinet on the left – door, 2 shelves drawer cabinet on the right – 75E, 125E drawer, door, 1 shelf



Depth of worktop 800 mm

drawer cabinet 36 x 36D

Worktop	Order number	Width mm	Heigh mm	kg	kg
beech 40 mm	OB4815	1500	880	1100	214
beech 40 mm	OB4820	2000	880	800	226
beech 40 mm	OB4825	2500	880	700	236
beech 50 mm	OB5815	1500	890	1100	226
beech 50 mm	OB5820	2000	890	900	242
beech 50 mm	OB5825	2500	890	800	257
multiplex 40 mm	OM4815	1500	880	1100	219
multiplex 40 mm	OM4820	2000	880	800	232
multiplex 40 mm	OM4825	2500	880	700	245

2 drawer cabinets – 75E, 100E, 125E, 200E, 250E drawer



Depth of worktop 800 mm

drawer cabinet 36 x 36D

Worktop	Order number	Width mm	Heigh mm	kg	kg
beech 40 mm	LB4815	1500	880	1100	156
beech 40 mm	LB4820	2000	880	800	168
beech 40 mm	LB4825	2500	880	700	179
beech 50 mm	LB5815	1500	890	1100	168
beech 50 mm	LB5820	2000	890	900	184
beech 50 mm	LB5825	2500	890	800	199
multiplex 40 mm	LM4815	1500	880	1100	161
multiplex 40 mm	LM4820	2000	880	800	174
multiplex 40 mm	LM4825	2500	880	700	187

drawer cabinet on the left – 150E, 2x 300E drawer drawer cabinet on the right – door, 2 shelves



Depth of worktop 800 mm

drawer cabinet 36 x 36D

Worktop	Order number	Width mm	Heigh mm	kg	kg
beech 40 mm	MB4815	1500	880	1100	163
beech 40 mm	MB4820	2000	880	800	175
beech 40 mm	MB4825	2500	880	700	186
beech 50 mm	MB5815	1500	890	1100	175
beech 50 mm	MB5820	2000	890	900	191
beech 50 mm	MB5825	2500	890	800	206
multiplex 40 mm	MM4815	1500	880	1100	168
multiplex 40 mm	MM4820	2000	880	800	181
multiplex 40 mm	MM4825	2500	880	700	194

drawer cabinet on the left – 75E, 125E, 250E, 300E drawer drawer cabinet on the right – door, 2 shelves



## Custom configuration of the Kombi workbench



First, specify the workbench assembly which suits you; then select the colour scheme (e.g., worktop, foot on the left, ZA drawer cabinet on the right, equipped with drawers and door, drawer division).


Then proceed as follows:



1. Select the size, thickness and type of worktop. The Workbench tops chapter contains a broad selection of sizes, thicknesses and types of materials.



2. Select the type of workbench foot. Again, several types of support feet with different use are at your disposal in the Workbench feet chapter. Choose the foot colour.



3. Select the type – size – of drawer cabinet housing. Choose the colour of the housing.



4. Combine drawer and door sizes according to the dimensional relation to the selected housing. Choose the colour of the drawers and doors.



5. Equip the drawer with partition material; again, according to the dimensional relation to the drawer.

## Recommended combinations of components for KOMBI workbenches



	D 700	800	700	800	700	800	700	800
 1200 mm	•	•						
 1500 mm	•	•	•	•	•	•		
 2000 mm	•	•	•	•	•	•	•	•
 2500 mm					•	•	•	•
 ZA series 27 x 27D			•		•		•	
 ZB series 36 x 36D				•		•		•
 ZD series 36 x 27D			•		•		•	
 ZE series 27 x 36D				•		•		•
 ZH series 19 x 36D				•		•		•
 ZL series 19 x 27D			•		•		•	
 Feet 600 mm	•		•		•			
 Feet 700 mm		•		•		•		





## Modular workbenches

The modular workbenches chapter introduces our sturdy workbenches. These are the heaviest workbenches delivered as standard from the POLAK workshop furniture production. They consist of individual modules, which are in turn equipped with a system series of drawer cabinets, doors, partitions ... If you do not find a suitable workbench, take advantage of the POLAK furniture modular system to create for yourself an assembly according to your wishes and requirements. Several workbench housings, a selection of drawers, doors and other accessories are available for you on a special page. The standard accessories of the Modular workbench body include a central drawer locking mechanism in every module.



## Standard configuration

Width 1500 mm



Depth 700, height 880 mm 27 x 27D

Worktop	Order number	kg	kg
beech 40 mm	PS1-1	800	136
multiplex 40 mm	PS1-1M	800	140

Drawers on the left: 100E, 200E, 300E / 100E, 200E, 300E



Depth 700, height 880 mm 27 x 27D

Worktop	Order number	kg	kg
beech 40 mm	PS1-2	800	120
multiplex 40 mm	PS1-2M	800	124

Drawers on the left: 2x 100E, 2x 200E / door 600 mm, 1 shelf



Depth 700, height 880 mm 27 x 27D

Worktop	Order number	kg	kg
beech 40 mm	PS1-3	800	108
multiplex 40 mm	PS1-3M	800	112

100E, door 450 mm, 1 shelf / 100E, door 450 mm, 1 shelf



Depth 700, height 880 mm 27 x 27D

Worktop	Order number	kg	kg
beech 40 mm	PS1-4	800	112
multiplex 40 mm	PS1-4M	800	116

Drawers on the left: 100E, 200E, 300E / 1 shelf



### Basic colour scheme

Unless a required colour is specified in the order, the basic colour scheme of RAL 7035 for the housing and RAL 5012 for the drawer (door) is used.





## Standard configuration

Width 2000 mm



Depth 700, heigh 880 mm 27 x 27D

Worktop	Order number	kg	kg
beech 40 mm	PS2-1	800	175
multiplex 40 mm	PS2-1M	800	180

Drawers on the left: 100E, 200E, 300E / 1 shelf / 100E, 200E, 300E

Width 2000 mm



Depth 700, heigh 880 mm 27 x 27D

Worktop	Order number	kg	kg
beech 40 mm	PS2-5	800	136
multiplex 40 mm	PS2-5M	800	142

door 600 mm, 1 shelf / door 600 mm, 1 shelf / door 600 mm, 1 shelf



Depth 700, heigh 880 mm 27 x 27D

Worktop	Order number	kg	kg
beech 40 mm	PS2-2	800	169
multiplex 40 mm	PS2-2M	800	174

door 600 mm, 1 shelf / 75E, 2x 100E, 125E, 200E / door 600 mm, 1 shelf



Depth 700, heigh 880 mm 27 x 27D

Worktop	Order number	kg	kg
beech 40 mm	PS2-6	800	210
multiplex 40 mm	PS2-6M	800	216

Drawers on the left:  
100E, 200E, 300E / 75E, 2x 100E, 125E, 200E / 100E, 200E, 300E



Depth 700, heigh 880 mm 27 x 27D

Worktop	Order number	kg	kg
beech 40 mm	PS2-3	800	148
multiplex 40 mm	PS2-3M	800	153

100E, door 450 mm, 1 shelf / 100E, door 450 mm, 1 shelf / 100E, door 450 mm, 1 shelf

Width 2500 mm



Depth 700, heigh 880 mm 27 x 27D

Worktop	Order number	kg	kg
beech 40 mm	PS3-1	1600	231
multiplex 40 mm	PS3-1M	1600	238

Drawers on the left:  
2x 100E, 2x 200E / door 600 mm, 1 shelf / door 600 mm, 1 shelf / 2x 100E, 2x 200E



Depth 700, heigh, 880 mm 27 x 27D

Worktop	Order number	kg	kg
beech 40 mm	PS2-4	800	140
multiplex 40 mm	PS2-4M	800	146

door 600 mm, 1 shelf / door 600 mm, 1 shelf / 100E, door 450 mm, 1 shelf



Depth 700, heigh 880 mm 27 x 27D

Worktop	Order number	kg	kg
beech 40 mm	PS3-2	1600	178
multiplex 40 mm	PS3-2M	1600	185

100E, door 450 mm, 1 shelf / 1 shelf / 1 shelf / 100E, door 450 mm, 1 shelf





## Housings and drawers



Housing PS1 27 x 27D

Worktop	Order number	S mm	kg	kg
beech 40 mm	PS1K	600	800	80
multiplex 40 mm	PS1MK	600	800	84




Housing PS2 27 x 27D

Worktop	Order number	S mm	kg	kg
beech 40 mm	PS2K	600	800	110
multiplex 40 mm	PS2MK	600	800	116



Housing PS3 27 x 27D

Worktop	Order number	S mm	kg	kg
beech 40 mm	PS3K	600	1600	150
multiplex 40 mm	PS3MK	600	1600	155



Drawers 27 x 27D – partial extension

Order number of drawer without safety catch	Front height A mm	Side Height mm	kg	kg
ZAE75	75	50	70	7,5
ZAE100	100	75	70	7,9
ZAE125	125	75	70	8,1
ZAE150	150	125	70	8,8
ZAE200	200	175	70	9,7
ZAE250	250	175	70	10,1
ZAE300	300	275	70	11,5


### How to assemble your own modular workbench configuration:

1. Select the workbench housing.
2. Select the number of drawers so that the total of the drawer fronts (or doors) heights A equals the housing clearance height S.
3. Select the colour of the workbench body and drawers (door).
4. Select accessories and options.

### Standard colour scheme without surcharge



### Colour scheme with 8 % surcharge



See page 17 for detailed information about the product colour scheme.

## Accessories



Shelf


Order number	W x D mm
VPA2727	590 x 480

Shelf made of galvanized sheet, loading capacity of 50 kg, height adjustable by 25 mm thanks to wall perforations in the workbench body  
4 hooks for suspension of shelves

Door


Order number	Height mm
D27-600	600
DP27-500	450 + 50 sill

The technical design of the door enables you to change the opening direction from right to left; see page 17




Metal partition

Drawer front height mm	Order number	kg
75	272711	0,4
100, 125	272712	0,6
150	272713	0,9
200, 250	272714	1,3
300	272715	2,1



Metal partition

Drawer front height mm	Order number	kg
75	272721	0,8
100, 125	272722	1,3
150	272723	1,9
200, 250	272724	2,6
300	272725	4,2



Metal partition

Drawer front height mm	Order number	kg
75	272731	1,1
100, 125	272732	1,8
150	272733	2,5
200, 250	272734	3,6
300	272735	5,8



Slip-resistant pad

Order number	W x D mm
PG2727	459 x 459

Foam rubber of 3 mm thickness  
0,1 kg



Boxes

Minimum height of drawer face mm	Order number	kg
75	2727PK25	0,9
75	2727PK50	1,4
100	2727PK75	1,8

9 boxes, W x D 153 x 153 mm  
9 large partitions  
18 small partitions



Troughs

Trough width mm	Order number	kg
70	2727PU2	0,8

9 two-piece troughs, W x D 153 x 153 mm  
18 partitions



Troughs

Trough width mm	Order number	kg
45	2727PU3	0,9

9 three-piece troughs, W x D 153 x 153 mm  
27 partitions



Troughs

Trough width mm	Order number	kg
33	2727PU4	1,2

9 four-piece troughs, W x D 153 x 153 mm  
36 partitions



## Mobile workbenches

These pages will familiarize you with the most frequently used workbenches with castors. In the PPS series mobile workbenches, you will recognize the basic structure in the ZA drawer cabinets with all of their other advantages. Similarly, the MPS series is made up of standard parts of feet, desktops and ZA suspension drawer cabinets. For safety reasons, the workbench drawers are equipped with safety catches to prevent self-opening during workbench movement. As standard, the castors of these products are provided with a polypropylene tread; the castor chapter pages, however, allow you to select and order castors from grey rubber as well as other diameters.



For the PPS mobile workbenches, only the perforated panel of the 1000 mm module and column with shortened fastening can be used.



For detailed information about castors, see the Castors chapter on page 151.



### Basic colour scheme

Unless a required colour is specified in the order, the basic colour scheme of RAL 7035 for the housing and RAL 5012 for the drawer (door) is used.

## Mobile workbenches PPS



Width 1200, depth 700, height 810 mm

Worktop	Order number	kg	kg
beech 40 mm	PPS-1	300	61
multiplex 40 mm	PPS-1M	300	65

2 castors KP 125 mm, 2 castors KPOB 125 mm



Width 1200, depth 700, height 810 mm

27 x 27D

Worktop	Order number	kg	kg
beech 40 mm	PPS-2	400	77
multiplex 40 mm	PPS-2M	400	81

2 castors KP 125 mm, 2 castors KPOB 125 mm  
Body: 1 shelf / door 500 mm, 1 shelf



Width 1200, depth 700, height 810 mm

27 x 27D

Worktop	Order number	kg	kg
beech 40 mm	PPS-3	380	100
multiplex 40 mm	PPS-3M	380	103

2 castors KP 125 mm, 2 castors KPOB 125 mm  
Drawers: 2x 75E, 100E, 250E



Width 1200, depth 700, height 810 mm

27 x 27D

Worktop	Order number	kg	kg
beech 40 mm	PPS-4	380	96
multiplex 40 mm	PPS-4M	380	100

2 castors KP 125 mm, 2 castors KPOB 125 mm  
Bodies: door 500 mm, 1 shelf / door 500 mm, 1 shelf





## Mobile workbenches PPS



Width 1200, depth 700, height 810 mm

27 x 27D

Worktop	Order number	kg	kg
beech 40 mm	PPS-5	380	119
multiplex 40 mm	PPS-5M	380	122

2 castors KP 125 mm, 2 castors KPOB 125 mm  
Drawers on the left: 75E, 125E, 300E / door 500 mm, 1 shelf




Width 1200, depth 700, height 810 mm

27 x 27D

Worktop	Order number	kg	kg
beech 40 mm	PPS-6	340	153
multiplex 40 mm	PPS-6M	340	156

2 castors KP 125 mm, 2 castors KPOB 125 mm  
Drawers on the left: 2x 75E, 100E, 250E / 2x 75E, 100E, 250E

## Mobile workbenches MPS



Workbench height 880 mm

Worktop	Order number	Width mm	Depth mm	kg	kg
beech 40 mm	MPS1-715	1500	700	250	49
beech 40 mm	MPS1-720	2000	700	250	60
beech 40 mm	MPS1-815	1500	800	250	53
beech 40 mm	MPS1-820	2000	800	250	65
multiplex 40 mm	MPS1-715M	1500	700	250	53
multiplex 40 mm	MPS1-720M	2000	700	250	65
multiplex 40 mm	MPS1-815M	1500	800	250	58
multiplex 40 mm	MPS1-820M	2000	800	250	72

2 castors KP 125 mm, 2 castors KPOB 125 mm



Workbench height 880 mm

drawer cabinet 27 x 27D

Worktop	Order number	Width mm	Depth mm	kg	kg
beech 40 mm	MPS2-715	1500	700	250	69
beech 40 mm	MPS2-720	2000	700	250	80
beech 40 mm	MPS2-815	1500	800	250	73
beech 40 mm	MPS2-820	2000	800	250	85
multiplex 40 mm	MPS2-715M	1500	700	250	73
multiplex 40 mm	MPS2-720M	2000	700	250	85
multiplex 40 mm	MPS2-815M	1500	800	250	78
multiplex 40 mm	MPS2-820M	2000	800	250	92

2 castors KP 125 mm, 2 castors KPOB 125 mm  
Drawer cabinet ZA19-1 (100E drawer)




Workbench height 880 mm

drawer cabinet 27 x 27D

Worktop	Order number	Width mm	Depth mm	kg	kg
beech 40 mm	MPS3-715	1500	700	250	87
beech 40 mm	MPS3-720	2000	700	250	98
beech 40 mm	MPS3-815	1500	800	250	92
beech 40 mm	MPS3-820	2000	800	250	105
multiplex 40 mm	MPS3-715M	1500	700	250	91
multiplex 40 mm	MPS3-720M	2000	700	250	104
multiplex 40 mm	MPS3-815M	1500	800	250	97
multiplex 40 mm	MPS3-820M	2000	800	250	111

2 castors KP 125 mm, 2 castors KPOB 125 mm  
Drawer cabinet ZA39-3 (3 drawers 100E)



Workbench height 880 mm

Worktop	Order number	Width mm	Depth mm	kg	kg
beech 40 mm	MPS4-715	1500	700	250	48
beech 40 mm	MPS4-720	2000	700	250	59
beech 40 mm	MPS4-815	1500	800	250	52
beech 40 mm	MPS4-820	2000	800	250	64
multiplex 40 mm	MPS4-715M	1500	700	250	52
multiplex 40 mm	MPS4-720M	2000	700	250	64
multiplex 40 mm	MPS4-815M	1500	800	250	57
multiplex 40 mm	MPS4-820M	2000	800	250	71

2 castors KP 125 mm



Workbench height 880 mm

drawer cabinet 27 x 27D

Worktop	Order number	Width mm	Depth mm	kg	kg
beech 40 mm	MPS5-715	1500	700	250	63
beech 40 mm	MPS5-720	2000	700	250	74
beech 40 mm	MPS5-815	1500	800	250	67
beech 40 mm	MPS5-820	2000	800	250	77
multiplex 40 mm	MPS5-715M	1500	700	250	67
multiplex 40 mm	MPS5-720M	2000	700	250	79
multiplex 40 mm	MPS5-815M	1500	800	250	72
multiplex 40 mm	MPS5-820M	2000	800	250	86

2 castors KP 125 mm  
Drawer cabinet ZA19-1 (100E drawers)



Workbench height 880 mm

drawer cabinet 27 x 27D

Worktop	Order number	Width mm	Depth mm	kg	kg
beech 40 mm	MPS6-715	1500	700	250	87
beech 40 mm	MPS6-720	2000	700	250	98
beech 40 mm	MPS6-815	1500	800	250	92
beech 40 mm	MPS6-820	2000	800	250	105
multiplex 40 mm	MPS6-715M	1500	700	250	91
multiplex 40 mm	MPS6-720M	2000	700	250	104
multiplex 40 mm	MPS6-815M	1500	800	250	97
multiplex 40 mm	MPS6-820M	2000	800	250	111

2 castors KP 125 mm  
Drawer cabinet ZA39-3 (3 drawers 100E)



## Workbench tops

The tops of the POLAK workbenches are made of wood. Wood is a natural material; therefore, the tops may slightly warp owing to temperature or humidity changes, even though utmost attention is paid to their surface finish. Stability of the worktop shape is guaranteed at a relative air humidity of 50–60 %. By no means should wooden worktops come into direct contact with water; they are designed for interiors only. Moreover, the desktop colour may slightly differ according to the timber used.



Special plugs – grub nuts with internal and external threads – are used for fixing the workbench feet or drawer cabinets. Once the worktop in the pertinent assembly has been provided with holes, these plugs are screwed into the worktop with the external thread. The internal thread serves to connect wooden worktops, feet, drawer cabinets, etc., by means of a standard metric-thread screw.



### Beech worktop

Worktop th.	Width of worktop	1200	1500	2000	2500
40	Depth 700	D1274-01	D1574-01	D2074-01	D2574-01
	Depth 800		D1584-01	D2084-01	D2584-01
50	Depth 700		D1575-01	D2075-01	D2575-01
	Depth 800		D1585-01	D2085-01	D2585-01

The high-quality, sturdy beech worktop is produced from beech-wood balks continually glued to the desktop shape, and subsequently sanded and treated with a flax-seed solution with additives. Chamfered edges.

### Multiplex worktop

Worktop th.	Width of worktop	1500	2000	2500
40	Depth 700	D1574-02	D2074-02	D2574-02
	Depth 800	D1584-02	D2084-02	D2584-02

Quality worktop of permanent form, with a laminated and bonded steamed beech-wood veneer. Next, the surface is sanded and treated with a flax-seed solution with additives. Chamfered edges.

### Elevated worktop edge

Order number	ZH
--------------	----

This beech worktop of 15 mm thickness and 100 mm height is used as a mechanical barrier round the desktop. Its surface is sanded and treated with a flax-seed solution with additives. It is fastened to the worktop edge by means of wood screws. If you want a worktop with elevated edge, add the ZH order symbol to the order number of the worktop selected.

### Worktop with steel sheet covering

Order number	PH
--------------	----

A profiled steel sheet of 1.5 mm thickness, slightly oiled, is screwed to the desktop. If you want a worktop with a surface sheet, add the PH order symbol to the order number of the selected worktop.

### Worktop with rubber

Order number	GH
--------------	----

A rubber sheet with a textile insert, thickness 4 mm, is glued to the worktop. If you want to provide the worktop with rubber, add the GH order symbol to the order number of the selected worktop.





## Workbench feet

We produce workbench feet for you in many variants. You can choose between fixed, castored, height-adjustable or special feet. The high-quality material and perfect workmanship will leave you in no doubt that you have chosen a sure and firm support for your bench. All feet are provided with holes for fixing to our worktops by means of M8 x 25 screws. These screws are standard accessories for the foot.



Fixed foot height 840 mm

Order number	Depth mm	kg	kg
SNP1	603	500	7
SNP2	703	500	8

Standard foot design for basic workbenches.



Fixed foot with shelf height 840 mm

Order number	Depth mm	kg	kg
SNU1	603	500	9
SNU2	703	500	10

A simple shelf which exploits the room between the feet. It is based on the fixed foot design, but the internal parts are provided with perforations used for height-adjustment of the shelf.



Foot with fixed castors height 840 mm

Order number	Depth mm	kg	kg
SNK1	603	150	8
SNK2	703	150	9

This fixed foot is equipped with a plate with pre-drilled holes for fixing KP 125 mm castors.



Foot with swivel castors height 840 mm

Order number	Depth mm	kg	kg
SNKM1	603	150	8
SNKM2	703	150	9

This fixed foot is equipped with a plate with pre-drilled holes for fixing KPOB 125 mm castors.



### Basic colour scheme

Unless a required colour is specified in the order, the basic colour scheme of RAL 7035 for the foot and RAL 5012 for the door is used



For detailed information about castors, see the Castors chapter on page 151.



Height-adjustable foot  
height 630–1125 mm

Order number	Depth mm	kg	kg
SNS1	610	200	11
SNS2	710	200	12

The structural design of this foot enables stepless height-adjustment. The height is fixed with two screws.



Height-adjustable foot with fixed castors  
height 660–1025 mm

Order number	Depth mm	kg	kg
SNSK1	610	150	10
SNSK2	710	150	11

The structural design of this foot enables stepless height-adjustment. The height is fixed with two screws. The foot is provided with a plate with pre-drilled holes for fixing KP125 mm castors.



Height-adjustable foot with swivel castors  
height 660–1025 mm

Order number	Depth mm	kg	kg
SNSKM1	610	150	11
SNSKM2	710	150	12

The structural design of this foot enables stepless height-adjustment. The height is fixed with two screws. The foot is provided with a plate with pre-drilled holes for fixing KPOB 125 mm castors.



Storage foot  
height 840 mm

Order number	Depth mm	kg	kg
SND1	603	800	19
SND2	703	800	20

This storage foot concept is based on exploiting the dead zone between the foot stems. A height-adjustable shelf is located behind the lockable door.



Electric foot  
height 840 mm

Order number	Depth mm	kg	kg
sockets E SNE1	603	800	17
sockets F SNE1F	603	800	17
sockets E SNE2	703	800	19
sockets F SNE2F	703	800	19

This foot is equipped with three 230 V sockets. The foot is delivered with unconnected electrical sockets. E-type electric sockets of for the Czech Republic and other countries F-type electric sockets of for Germany and other countries



Electropneumatic foot  
height 840 mm

Order number	Depth mm	kg	kg
sockets E SNEP1	603	800	20
sockets F SNEP1F	603	800	20
sockets E SNEP2	703	800	21
sockets F SNEP2F	703	800	21

1x fixed pneumatic outlet, 3x socket 230 V E-type electric sockets of for the Czech Republic and other countries F-type electric sockets of for Germany and other countries



Electropneumatic foot with winder  
height 840 mm

Order number	Depth mm	kg	kg
sockets E SNEP3	603	800	21
sockets F SNEP3F	603	800	21
sockets E SNEP4	703	800	22
sockets F SNEP4F	703	800	22

1x winding pneumatic outlet, 3x socket 230 V E-type electric sockets of for the Czech Republic and other countries F-type electric sockets of for Germany and other countries



Stiffening strut

Order number	Workbench width mm	Workbench width mm	kg
SV12	1200	840	2
SV15	1500	1140	2
SV20	2000	1640	3
SV25	2500	2140	4

Used as a stiffening partition to increase safety and rigidity, particularly of mobile workbenches. It is screwed to the feet.





## Castors

Mobility is an important feature of many POLAK products. Their movement is enabled by castors, which are always mounted to the products in one fixed pair of castors and one pair of swivel castors with brakes. The brake safeguards the castor as well as its fork against it rotating round its axis. This provides for higher stability of the locked product. If you equip your POLAK workshop furniture assemblies with castors, remember that the more uneven the surface on which the products will run, the greater castor diameter you must select. Polypropylene castors will meet all your needs thanks to their wear resistance and load capacity. For smooth and noiseless run, select the grey rubber castor (grey rubber will not mark the floor).



### Fixed polypropylene castor

Castor diameter	Order number	Total height mm	kg	kg
100	KP100	128	130	0,5
125	KP125	155	150	0,7
160	KP160	200	190	1,4
200	KP200	240	200	1,6



### Swivel polypropylene castor with brake

Castor diameter	Order number	Total height mm	kg	kg
100	KPOB100	128	130	0,9
125	KPOB125	155	150	1,0
160	KPOB160	200	190	2,2
200	KPOB200	240	200	2,4



### Fixed grey rubber castor

Castor diameter	Order number	Total height mm	kg	kg
100	KN100	128	70	0,7
125	KN125	155	100	0,9
160	KN160	200	135	1,8
200	KN200	240	200	2,6



### Swivel grey rubber castor with brake

Castor diameter	Order number	Total height mm	kg	kg
100	KNOB100	128	70	1,0
125	KNOB125	155	100	1,3
160	KNOB160	200	135	2,6
200	KNOB200	240	200	3,4



## Workbench accessories

The character of individual work processes places individual demands on the working area. Thanks to our multifunctional extensions, you can convert your workbench into a really excellent workplace. Your entire world of tools, instruments and small materials can be located within a few square metres – everything close at hand, well-arranged and systematically organized. The basic structural elements are the columns. You can use their slots to hang perforated walls with square holes of 38 x 38 mm spacing to locate the suspension program. Solid walls can serve as a visual shield or partition for neighbouring workplaces. Our range also includes shelves, roller-shutter cabinets and suspension arms for mounting a lighting unit. Aluminium profiles are treated by natural anodizing.



arm with pneumatic  
quick-coupling

Order number 8ALNRPN20

hanging trolley

Order number 8NV1

basic column

Order number 8NS2

shelf

Order number 8NPO10-1

perforated panel

Order number 8NPP10

pneumatic module

Order number PNRV1

magnetic strip

Order number YSM1

shelf system

Order number YAL1  
Order number of partition material 2x PU4

LED lighting

Order number SLIMp58B

supply extension 400 mm

Order number PP400

solid panel

Order number 8NP10

split perforated panel

Order number 8NPP10H

electric strip frame

Order number 8NPR10

electric strip NPS V3 934 mm

Order number ENPS31





Illustration picture





Basic column / column with shortened fastening

Order number of basic column	Order number of shortened fastening	Number of panels	Height mm	kg
8NS1	8NS11	1	482	2,4
8NS2	8NS12	2	862	3,5
8NS3	8NS13	3	1242	4,5

Column with shortened fastening is used if the worktop does not overlap the workbench edge sufficiently.

Shelf

Order number	Depth x width mm	kg
8NPO10-1	206 x 1000	3,2
8NPO12-1	206 x 1200	3,8
8NPO15-1	206 x 1500	4,5
8NPO10-2	370 x 1000	5,0
8NPO12-2	370 x 1200	5,8
8NPO15-2	370 x 1500	7,0

Solid panel / perforated panel

Order number of solid panel	Order number of perforated panel	Height x Width mm	kg
8NP10	8NPP10	380 x 1000	3
8NP12	8NPP12	380 x 1200	3,7
8NP15	8NPP15	380 x 1500	4,7
	8NPP10H	190 x 1000	1,7
	8NPP12H	190 x 1200	2,1
	8NPP15H	190 x 1500	2,6



Electric strip frame

Order number	Width mm	kg
8NPR10	1000	1
8NPR12	1200	1,5
8NPR15	1500	1,9

The electric strip frame is suitable to fill in the gap around the electric strip to prevent objects from falling through the worktop and extension.

For the electrical accessories, see page 183.



Arm with Al profile

Order number	Width mm	kg	kg
8ALNR12	1200	5,7	6
8ALNR15	1500	6,2	6
8ALNR20	2000	7,2	6
8ALNR25	2500	8,1	6

130 mm

Original profile of the POLAK design

The profile is made from high-quality aluminium, thanks to which it features lightness and, first of all, strength. The profile dimensions are 40 x 40 mm, with slots for T8 nuts. The arm can be equipped with an integrated pneumatic quick coupling which can be mounted on any side. The arm can be shifted by up to 130 mm.

The arms are delivered without columns.



Hanging trolley

Order number	W x D x H mm	kg
8NV1	35 x 60 x 20	5



Basic colour scheme

Unless a required colour is specified in the order, the colour scheme of RAL 7035 is used for the workbench accessories.

Arm with pneumatic quick coupling

Order number	Width mm	kg	kg
8ALNRPN12	1200	6,8	6
8ALNRPN15	1500	7,4	6
8ALNRPN20	2000	8,3	6
8ALNRPN25	2500	9,2	6

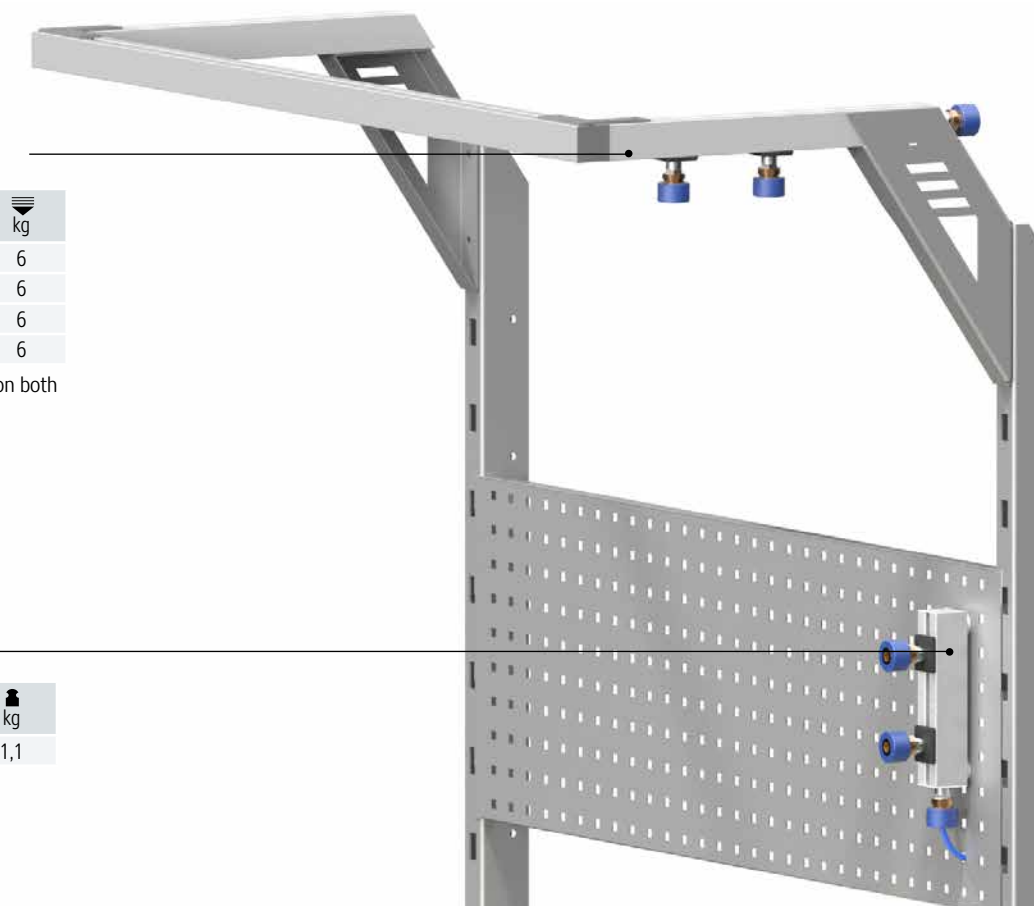
The pneumatic quick coupling can be mounted on both sides of the extension.

The Al profile with pneumatic quick coupling, intended for the extension arm, cannot be ordered additionally.

Pneumatic module

Order number	W x D x H mm	kg
PNRY1	40 x 230 x 80	1,1

Connecting air elements DN7,2 ES14  
Maximum pressure: 8 bar  
Magnetic fastening





Worktop cabinet with roller shutter

Order number	W x D x H mm	kg	kg
SR1S	930 x 220 x 780	35	20
SR3S	930 x 220 x 1084	35	31

Aluminium roller shutter with spring winding, latch lock. Delivered without connecting material.


Cabinet with roller shutter between columns

Order number	W x D x H mm	kg	kg
SR1	930 x 220 x 780	35	20
SR3	930 x 220 x 1084	35	32

Aluminium roller shutter with spring winding, latch lock.



The cabinet with perforated rear wall is intended for locking up expensive tools within the hanging program.



Wall cabinet with roller shutter

Order number	W x D x H mm	kg	kg
SR1Z	930 x 220 x 780	35	20
SR3Z	930 x 220 x 1084	35	31

Aluminium roller shutter with spring winding, latch lock. Delivered without connecting material.

Perforated wall panel

Order number	W x D mm	kg
NPP0880	800 x 800	7,0
NPP1580	1450 x 800	12,0
NPP2080	1950 x 800	16,0

The perforation spacing is 38 x 38 mm. Delivered without connecting material. Perforated panels can be fastened to the wall horizontally or vertically.



**Basic colour scheme**  
Unless a required colour is specified in the order, the colour scheme of RAL 7035 is used for the workbench accessories.

Plastic boxes




Size	W x D x H mm	Box colour					Pack pcs
		Blue	Red	Yellow	Green	Grey	
1	102 x 100 x 60	456200	456201	456202	456203	456221	30
2	102 x 160 x 75	456204	456205	456206	456207	456222	24
2L	102 x 215 x 75	456230	456231	456232	456233	456234	20
2B	137 x 160 x 82	456240	456241	456242	456243	456244	20
3	148 x 235 x 125	456208	456209	456210	456211	456223	24
4	204 x 350 x 150	456212	456213	456214	456215	456224	12
5	310 x 500 x 200	456216	456217	456218	456219	456225	6

The plastic is resistant to grease, lye and oil; resistant to shocks; not detrimental to food.

Plastic boxes are only delivered in whole packaging. The number of pieces in the packaging is indicated in the table.

Made from polypropylene, recyclable material.

Hanging program



Loop hook

Order number	W x D mm
YD1	25 x 35
YD2	25 x 100

Flat hook

Order number	D mm
YJ1	60
YJ2	100

Simple square hook

Order number	D mm
YB1	25 + 35
YB2	15 + 70

Round hook

Order number	Diameter mm
YR1	40
YR2	60
YR3	80
YR4	100

Straight hook

Order number	D mm
YBA1	20
YBA2	50
YBA3	90
YBA4	140

Simple hook

Order number	D mm
YA1	15
YA2	90
YA3	140

Magnet

Order number	Diameter mm
YG1	30

Double square hook

Order number	W x D mm
YC1	15 x 45
YC2	15 x 90
YC3	30 x 35
YC4	45 x 35
YC5	45 x 90

Plastic box holder

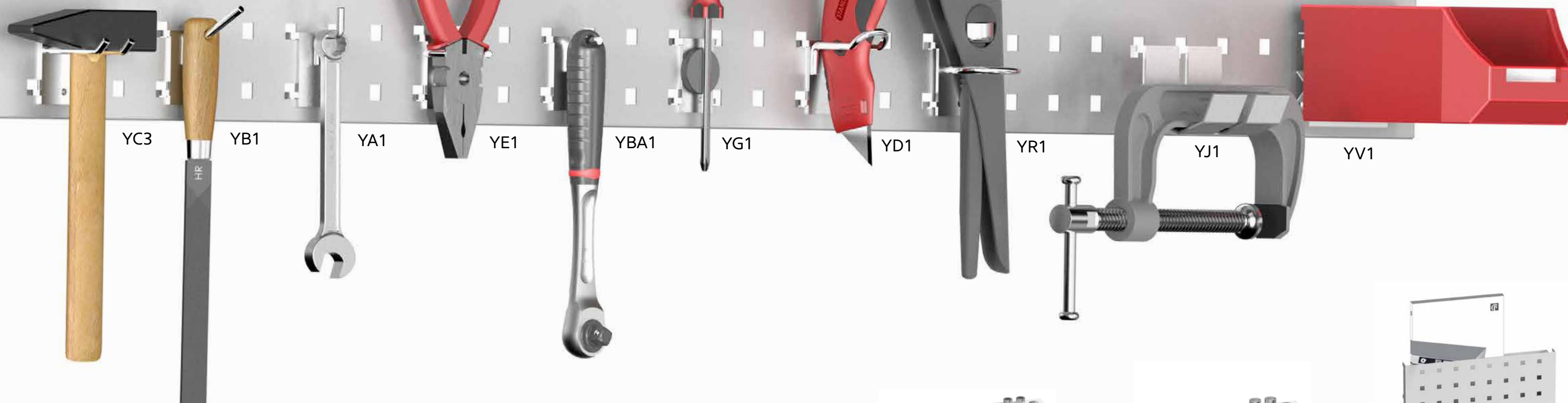
Order number	W mm
YV1	590
YV2	100
YV3L	410
YV3P	410

The YV3 type is intended for the left and right-hand door of the SK1, SK2 cabinets.

C hook

Order number	W x D mm
YE1	45 + 25





YC3

YB1

YA1

YE1

YBA1


YG1

YD1


YR1

YJ1

YV1




For stable storage of big spanners, the holders can be fastened at a greater distance.




Horizontal spanner holder

Order number	W x D x H mm
YPL1	144 x 200 x 40

Delivered in pairs.



To store a larger quantity of small spanners, the holder can be divided into two separate ones.




Screwdriver holder

Order number	W mm
YX1	228
YX2	340



Punch holder

Order number	W mm
YL1	190



Allen wrench holder

Order number	W mm
YN1	190




Holder of 1/4" socket heads

Order number	W mm
YH1	342



Holder of 1/2" socket heads

Order number	W mm
YK1	380




Magnetic strip

Order number	W mm
YSM1	415



Bow support

Order number	W x D mm
YM1	142 x 103




Box

Order number	W x D x H mm
YQ1	342 x 19 x 163



Spanner holder vertical

Order number	W mm
YZ1	609



Shelf system girder

Order number	W mm
YAL1	910
YAL2	1900
YAL3	2400

The girder is supplied without a shelf

Shelf

Order number	W x D mm
YALK1	307 x 152

The POLAK plastic partition material can be placed in the shelf, see page 169. The shelf is delivered without the partition material.




Hanging shelf

Order number	W x D mm
8YF1	266 x 100



Drawer partition  
material








## Metal drawer partition

Partitions with slots along the entire length; the 17 mm spacing corresponds to the drawer side spacing. The bottom flange of the partitions is provided with holes for fastening to the drawer bottom by means of M5 screws. The fastening screws are not included in the partition delivery. The partitions are made of quality zinc-coated sheet metal.


Together with the longitudinal slotted partition, the transversal partition sheets enable variable partitioning of the drawer area.



Slotted partition 19D

Drawer front height mm	75	100, 125	150	200, 250	300
Order number	S19-75	S19-100	S19-150	S19-200	S19-300
kg	0,2	0,4	0,6	0,9	1,1

Width 323 mm



Slotted partition 27D

Drawer front height mm	75	100, 125	150	200, 250	300
Order number	S27-75	S27-100	S27-150	S27-200	S27-300
kg	0,3	0,5	0,7	1,0	1,6

Width 459 mm

Slotted partition 36D

Drawer front height mm	75	100, 125	150	200, 250	300
Order number	S36-75	S36-100	S36-150	S36-200	S36-300
kg	0,4	0,6	1,0	1,4	2,1

Width 612 mm

Slotted partition 45D


Drawer front height mm	75	100, 125	150	200, 250	300
Order number	S45-75	S45-100	S45-150	S45-200	S45-300
kg	0,5	0,8	1,2	1,7	2,7

Width 765 mm

Slotted partition 54D


Drawer front height mm	75	100, 125	150	200, 250	300
Order number	S54-75	S54-100	S54-150	S54-200	S54-300
kg	0,6	1,0	1,4	2,0	3,2

Width 918 mm



Transverse (smooth) partition


D	Width mm	Drawer front height				
		75	100, 125	150	200, 250	300
4	66	H4-75	H4-100	H4-150	H4-200	H4-300
5	83	H5-75	H5-100	H5-150	H5-200	H5-300
6	100	H6-75	H6-100	H6-150	H6-200	H6-300
7	117	H7-75	H7-100	H7-150	H7-200	H7-300
9	151	H9-75	H9-100	H9-150	H9-200	H9-300
11	185	H11-75	H11-100	H11-150	H11-200	H11-300
12	202	H12-75	H12-100	H12-150	H12-200	H12-300
13	219	H13-75	H13-100	H13-150	H13-200	H13-300
14	236	H14-75	H14-100	H14-150	H14-200	H14-300
15	253	H15-75	H15-100	H15-150	H15-200	H15-300
18	304	H18-75	H18-100	H18-150	H18-200	H18-300
22	372	H22-75	H22-100	H22-150	H22-200	H22-300
23	389	H23-75	H23-100	H23-150	H23-200	H23-300
27	457	H27-75	H27-100	H27-150	H27-200	H27-300





## Inserted drawer

You can additionally equip the drawer with an inserted drawer to exploit its upper space for storing small parts – in particular, gauges, pencils and minor personal items.



Inserted drawer

Size drawers	19D	27D	36D
Order number	SVZ19	SVZ27	SVZ36
kg	0,7	1,0	1,3




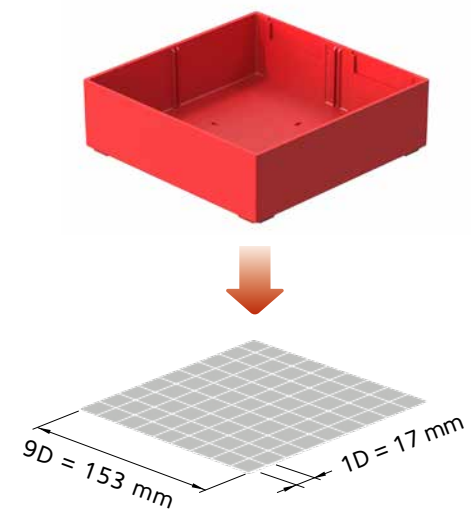





## Plastic boxes 9 x 9D

The plastic boxes are made with a ground plan area of 9 x 9D and three heights. The boxes can be divided up into four compartments by means of removable partitions. Each compartment can be provided with a description label sized 50 x 14 mm.

By means of fixing mouldings, the bottom design enables stacking of the boxes in a column. The boxes are moulded from ABS plastic in RAL 3020 red colour.



Made of impact-resistant ABS plastic.



Box

Min. drawer front height mm	Order number	W x D x H mm
75	PK25	153 x 153 x 25



Big partition

Order number
PK25-2



Small partition

Order number
PK25-1



Box

Min. drawer front height mm	Order number	W x D x H mm
75	PK50	153 x 153 x 47




Big partition

Order number
PK50-2



Small partition

Order number
PK50-1



Box

Min. drawer front height mm	Order number	W x D x H mm
100	PK75	153 x 153 x 72



Big partition

Order number
PK75-2



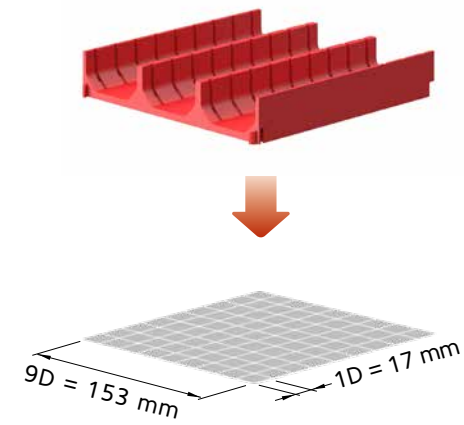
Small partition

Order number
PK75-1



## Plastic troughs

These plastic troughs are made with a ground plan area of 9 x 9D. The troughs are supplied in three widths. By joining individual troughs, infinite lengths can be achieved; which can then be divided with partitions in the 17 mm grid as necessary. The trough partitions can be provided with description labels sized 29 x 12 mm. The boxes are moulded from ABS plastic in RAL 3020 red colour.




Made of impact-resistant ABS plastic.



2-piece trough

Trough width mm	Order number	W x D x H mm
70	PU2	153 x 153 x 28



Partition

Order number
PU2-1




3-piece trough

Trough width mm	Order number	W x D x H mm
45	PU3	153 x 153 x 28



Partition

Order number
PU3-1



4-piece trough

Trough width mm	Order number	W x D x H mm
33	PU4	153 x 153 x 28



Partition

Order number
PU4-1






**Partition – drawer sets**

**27 x 27D**


**36 x 36D**



Metal partition

Drawer front height mm	Order number	kg
75	272711	0,4
100, 125	272712	0,6
150	272713	0,9
200, 250	272714	1,3
300	272715	2,1


2 pieces of smooth partition  
1 piece of slotted partition



Metal partition

Drawer front height mm	Order number	kg
75	272721	0,8
100, 125	272722	1,3
150	272723	1,9
200, 250	272724	2,6
300	272725	4,2


6 pieces of smooth partitions  
2 pieces of slotted partition



Metal partition

Drawer front height mm	Order number	kg
75	272731	1,1
100, 125	272732	1,8
150	272733	2,5
200, 250	272734	3,6
300	272735	5,8


8 pieces of smooth partition  
3 pieces of slotted partition



Metal partition

Drawer front height mm	Order number	kg
75	363611	0,5
100, 125	363612	0,8
150	363613	1,3
200, 250	363614	1,8
300	363615	2,8


2 pieces of smooth partition  
1 piece of slotted partition



Metal partition

Drawer front height mm	Order number	kg
75	363621	1,1
100, 125	363622	1,5
150	363623	2,6
200, 250	363624	3,6
300	363625	5,5


6 pieces of smooth partition  
2 pieces of slotted partition



Metal partition

Drawer front height mm	Order number	kg
75	363631	1,4
100, 125	363632	2,1
150	363633	3,6
200, 250	363634	5,1
300	363635	7,6


8 pieces of smooth partition  
3 pieces of slotted partition



Troughs

Trough width mm	Order number	kg
70	2727PU2	0,8


9 two-piece troughs, W x D 153 x 153 mm  
18 partitions



Troughs

Trough width mm	Order number	kg
45	2727PU3	0,9


9 three-piece troughs, W x D 153 x 153 mm  
27 partitions



Troughs

Trough width mm	Order number	kg
33	2727PU4	1,2


9 four-piece troughs, W x D 153 x 153 mm  
36 partitions



Troughs

Trough width mm	Order number	kg
70	3636PU2	1,5


16 two-piece troughs, W x D 153 x 153 mm  
32 partitions



Troughs

Trough width mm	Order number	kg
45	3636PU3	1,8


16 three-piece troughs, W x D 153 x 153 mm  
48 partitions



Troughs

Trough width mm	Order number	kg
33	3636PU4	2,1

16 four-piece troughs, W x D 153 x 153 mm  
64 partitions



Boxes

Minimum height of drawer face mm	Order number	kg
75	2727PK25	0,9
75	2727PK50	1,4
100	2727PK75	1,8


9 boxes, W x D 153 x 153 mm  
9 large partitions  
18 small partitions



Slip-resistant pad

Order number	W x D mm
PG2727	459 x 459

Foam rubber of 3 mm thickness  
0,1 kg



Boxes

Minimum height of drawer face mm	Order number	kg
75	3636PK25	1,6
75	3636PK50	2,4
100	3636PK75	3,2

16 boxes, W x D 153 x 153 mm  
16 large partitions  
32 small partitions



Slip-resistant pad

Order number	W x D mm
PG3636	612 x 612


Foam rubber of 3 mm thickness  
0,1 kg



**Partition – drawer sets**

**54 x 27D**


**36 x 27D**



Metal partition

Drawer front height mm	Order number	kg
75	542711	0,5
100, 125	542712	0,8
150	542713	1,2
200, 250	542714	1,6
300	542715	2,6


2 pieces of smooth partition  
1 piece of slotted partition



Metal partition

Drawer front height mm	Order number	kg
75	542721	0,9
100, 125	542722	1,5
150	542723	2,3
200, 250	542724	3,3
300	542725	5,2


6 pieces of smooth partition  
2 pieces of slotted partition



Metal partition

Drawer front height mm	Order number	kg
75	542731	1,3
100, 125	542732	2,1
150	542733	3,0
200, 250	542734	4,3
300	542735	6,8


8 pieces of smooth partition  
3 pieces of slotted partition



Metal partition

Drawer front height mm	Order number	kg
75	362711	0,4
100, 125	362712	0,7
150	362713	1,0
200, 250	362714	1,4
300	362715	2,3


2 pieces of smooth partition  
1 piece of slotted partition



Metal partition

Drawer front height mm	Order number	kg
75	362721	0,8
100, 125	362722	1,4
150	362723	2,0
200, 250	362724	2,8
300	362725	4,5

6 pieces of smooth partition  
2 pieces of slotted partition



Metal partition

Drawer front height mm	Order number	kg
75	362731	1,2
100, 125	362732	1,8
150	362733	2,7
200, 250	362734	3,8
300	362735	6,1


8 pieces of smooth partition  
3 pieces of slotted partition



Troughs

Trough width mm	Order number	kg
70	5427PU2	1,8


18 two-piece troughs, W x D 153 x 153 mm  
36 partitions



Troughs

Trough width mm	Order number	kg
45	5427PU3	2,0


18 three-piece troughs, W x D 153 x 153 mm  
54 partitions



Troughs

Trough width mm	Order number	kg
33	5427PU4	2,3


18 four-piece troughs, W x D 153 x 153 mm  
72 partitions



Troughs

Trough width mm	Order number	kg
70	3627PU2	1,2


12 two-piece troughs, W x D 153 x 153 mm  
24 partitions



Troughs

Trough width mm	Order number	kg
45	3627PU3	1,3

12 three-piece troughs, W x D 153 x 153 mm  
36 partitions



Troughs

Trough width mm	Order number	kg
33	3627PU4	1,5

12 four-piece troughs, W x D 153 x 153 mm  
48 partitions



Boxes

Minimum height of drawer face mm	Order number	kg
75	5427PK25	1,7
75	5427PK50	2,7
100	5427PK75	3,6


18 boxes, W x D 153 x 153 mm  
18 large partitions  
36 small partitions



Slip-resistant pad

Order number	W x D mm
PG5427	918 x 459

Foam rubber of 3 mm thickness  
0,1 kg



Boxes

Minimum height of drawer face mm	Order number	kg
75	3627PK25	1,1
75	3627PK50	1,8
100	3627PK75	2,4

12 boxes, W x D 153 x 153 mm  
12 large partitions  
24 small partitions



Slip-resistant pad

Order number	W x D mm
PG3627	612 x 459

Foam rubber of 3 mm thickness  
0,1 kg






**Partition – drawer sets**

**27 x 36D**


**54 x 36D**



Metal partition

Drawer front height mm	Order number	kg
75	273611	0,5
100, 125	273612	0,7
150	273613	1,2
200, 250	273614	1,7
300	273615	2,6


2 pieces of smooth partition  
1 piece of slotted partition



Metal partition

Drawer front height mm	Order number	kg
75	273621	1,0
100, 125	273622	1,5
150	273623	2,4
200, 250	273624	3,4
300	273625	5,2


6 pieces of smooth partition  
2 pieces of slotted partition



Metal partition

Drawer front height mm	Order number	kg
75	273631	1,4
100, 125	273632	2,1
150	273633	3,4
200, 250	273634	4,8
300	273635	7,3


8 pieces of smooth partition  
3 pieces of slotted partition



Metal partition

Drawer front height mm	Order number	kg
75	543611	0,6
100, 125	543612	0,9
150	543613	1,5
200, 250	543614	2,0
300	543615	3,1


2 pieces of smooth partition  
1 piece of slotted partition



Metal partition

Drawer front height mm	Order number	kg
75	543621	1,2
100, 125	543622	1,7
150	543623	2,9
200, 250	543624	4,1
300	543625	6,2


6 pieces of smooth partition  
2 pieces of slotted partition



Metal partition

Drawer front height mm	Order number	kg
75	543631	1,6
100, 125	543632	2,3
150	543633	3,9
200, 250	543634	5,5
300	543635	8,3


8 pieces of smooth partition  
3 pieces of slotted partition



Troughs

Trough width mm	Order number	kg
70	2736PU2	1,2


12 two-piece troughs, W x D 153 x 153 mm  
24 partitions



Troughs

Trough width mm	Order number	kg
45	2736PU3	1,3


12 three-piece troughs, W x D 153 x 153 mm  
36 partitions



Troughs

Trough width mm	Order number	kg
33	2736PU4	1,5


12 four-piece troughs, W x D 153 x 153 mm  
48 partitions



Troughs

Trough width mm	Order number	kg
70	5436PU2	2,4


24 two-piece troughs, W x D 153 x 153 mm  
48 partitions



Troughs

Trough width mm	Order number	kg
45	5436PU3	2,6


24 three-piece troughs, W x D 153 x 153 mm  
72 partitions



Troughs

Trough width mm	Order number	kg
33	5436PU4	3,1


24 four-piece troughs, W x D 153 x 153 mm  
96 partitions



Boxes

Minimum height of drawer face mm	Order number	kg
75	2736PK25	1,1
75	2736PK50	1,8
100	2736PK75	2,4


12 boxes, W x D 153 x 153 mm  
12 large partitions  
24 small partitions



Slip-resistant pad

Order number	W x D mm
PG2736	459 x 612

Foam rubber of 3 mm thickness  
0,1 kg



Boxes

Minimum height of drawer face mm	Order number	kg
75	5436PK25	2,2
75	5436PK50	3,6
100	5436PK75	4,8

24 boxes, W x D 153 x 153 mm  
24 large partitions  
48 small partitions



Slip-resistant pad

Order number	W x D mm
PG5436	918 x 612


Foam rubber of 3 mm thickness  
0,2 kg



**Partition – drawer sets**

**19 x 36D**


**45 x 36D**



Metal partition

Drawer front height mm	Order number	kg
75	193611	0,5
100, 125	193612	0,7
150	193613	1,2
200, 250	193614	1,6
300	193615	2,5


2 pieces of smooth partition  
1 piece of slotted partition



Metal partition

Drawer front height mm	Order number	kg
75	193621	0,9
100, 125	193622	1,4
150	193623	2,3
200, 250	193624	3,2
300	193625	4,9


6 pieces of smooth partition  
2 pieces of slotted partition



Metal partition

Drawer front height mm	Order number	kg
75	193631	1,3
100, 125	193632	2,0
150	193633	3,3
200, 250	193634	4,6
300	193635	7,0


8 pieces of smooth partition  
3 pieces of slotted partition



Metal partition

Drawer front height mm	Order number	kg
75	453611	0,6
100, 125	453612	0,8
150	453613	1,4
200, 250	453614	2,0
300	453615	3,0


2 pieces of smooth partition  
1 piece of slotted partition



Metal partition

Drawer front height mm	Order number	kg
75	453621	1,1
100, 125	453622	1,7
150	453623	2,8
200, 250	453624	3,9
300	453625	5,9


6 pieces of smooth partition  
2 pieces of slotted partition



Metal partition

Drawer front height mm	Order number	kg
75	453631	1,5
100, 125	453632	2,3
150	453633	3,8
200, 250	453634	5,3
300	453635	8,0


8 pieces of smooth partition  
3 pieces of slotted partition



Troughs

Trough width mm	Order number	kg
70	1936PU2	0,8


8 two-piece troughs, W x D 153 x 153 mm  
16 partitions



Troughs

Trough width mm	Order number	kg
45	1936PU3	0,9


8 three-piece troughs, W x D 153 x 153 mm  
24 partitions



Troughs

Trough width mm	Order number	kg
33	1936PU4	1,0


8 four-piece troughs, W x D 153 x 153 mm  
32 partitions



Troughs

Trough width mm	Order number	kg
70	4536PU2	2,0


20 two-piece troughs, W x D 153 x 153 mm  
40 partitions



Troughs

Trough width mm	Order number	kg
45	4536PU3	2,2


20 three-piece troughs, W x D 153 x 153 mm  
60 partitions



Troughs

Trough width mm	Order number	kg
33	4536PU4	2,6


20 four-piece troughs, W x D 153 x 153 mm  
80 partitions



Boxes

Minimum height of drawer face mm	Order number	kg
75	1936PK25	0,7
75	1936PK50	1,2
100	1936PK75	1,6


8 boxes, W x D 153 x 153 mm  
8 large partitions  
16 small partitions



Slip-resistant pad

Order number	W x D mm
PG1936	323 x 612

Foam rubber of 3 mm thickness  
0,1 kg



Boxes

Minimum height of drawer face mm	Order number	kg
75	4536PK25	1,9
75	4536PK50	3,0
100	4536PK75	4,0

20 boxes, W x D 153 x 153 mm  
20 large partitions  
40 small partitions



Slip-resistant pad

Order number	W x D mm
PG4536	765 x 612

Foam rubber of 3 mm thickness  
0,1 kg






**Partition – drawer sets**

**19 x 27D**


**27 x 19D**



Metal partition

Drawer front height mm	Order number	kg
75	192711	0,4
100, 125	192712	0,6
150	192713	0,9
200, 250	192714	1,2
300	192715	2,0


2 pieces of smooth partition  
1 piece of slotted partition



Metal partition

Drawer front height mm	Order number	kg
75	192721	0,7
100, 125	192722	1,2
150	192723	1,7
200, 250	192724	2,5
300	192725	3,9


6 pieces of smooth partition  
2 pieces of slotted partition



Metal partition

Drawer front height mm	Order number	kg
75	192731	1,1
100, 125	192732	1,7
150	192733	2,4
200, 250	192734	3,5
300	192735	5,5


8 pieces of smooth partition  
3 pieces of slotted partition



Metal partition

Drawer front height mm	Order number	kg
75	271911	0,3
100, 125	271912	0,5
150	271913	0,9
200, 250	271914	1,2
300	271915	1,6


2 pieces of smooth partition  
1 piece of slotted partition



Metal partition

Drawer front height mm	Order number	kg
75	271921	0,6
100, 125	271922	1,1
150	271923	1,7
200, 250	271924	2,5
300	271925	3,2

6 pieces of smooth partition  
2 pieces of slotted partition



Metal partition

Drawer front height mm	Order number	kg
75	271931	0,8
100, 125	271932	1,5
150	271933	2,3
200, 250	271934	3,4
300	271935	4,3


8 pieces of smooth partition  
3 pieces of slotted partition



Troughs

Trough width mm	Order number	kg
70	1927PU2	0,6


6 two-piece troughs, W x D 153 x 153 mm  
12 partitions



Troughs

Trough width mm	Order number	kg
45	1927PU3	0,7


6 three-piece troughs, W x D 153 x 153 mm  
18 partitions



Troughs

Trough width mm	Order number	kg
33	1927PU4	0,8


6 four-piece troughs, W x D 153 x 153 mm  
24 partitions



Troughs

Trough width mm	Order number	kg
70	2719PU2	0,6


6 two-piece troughs, W x D 153 x 153 mm  
12 partitions



Troughs

Trough width mm	Order number	kg
45	2719PU3	0,7


6 three-piece troughs, W x D 153 x 153 mm  
18 partitions



Troughs

Trough width mm	Order number	kg
33	2719PU4	0,8


6 four-piece troughs, W x D 153 x 153 mm  
24 partitions



Boxes

Minimum height of drawer face mm	Order number	kg
75	1927PK25	0,6
75	1927PK50	0,9
100	1927PK75	1,2


6 boxes, W x D 153 x 153 mm  
6 large partitions  
12 small partitions



Slip-resistant pad

Order number	W x D mm
PG1927	323 x 459


Foam rubber of 3 mm thickness  
0,1 kg



Boxes

Minimum height of drawer face mm	Order number	kg
75	2719PK25	0,6
75	2719PK50	0,9
100	2719PK75	1,2

6 boxes, W x D 153 x 153 mm  
6 large partitions  
12 small partitions



Slip-resistant pad

Order number	W x D mm
PG2719	459 x 323


Foam rubber of 3 mm thickness  
0,1 kg



**Partition – drawer sets**

**36 x 19D**


**45 x 19D**



Metal partition

Drawer front height mm	Order number	kg
75	361911	0,3
100, 125	361912	0,6
150	361913	0,9
200, 250	361914	1,3
300	361915	1,8


2 pieces of smooth partition  
1 piece of slotted partition



Metal partition

Drawer front height mm	Order number	kg
75	361921	0,6
100, 125	361922	1,2
150	361923	1,7
200, 250	361924	2,7
300	361925	3,6


6 pieces of smooth partition  
2 pieces of slotted partition



Metal partition

Drawer front height mm	Order number	kg
75	361931	0,8
100, 125	361932	1,6
150	361933	2,4
200, 250	361934	3,6
300	361935	4,6


8 pieces of smooth partition  
3 pieces of slotted partition



Metal partition

Drawer front height mm	Order number	kg
75	451911	0,4
100, 125	451912	0,6
150	451913	1,0
200, 250	451914	1,5
300	451915	2,0


2 pieces of smooth partition  
1 piece of slotted partition



Metal partition

Drawer front height mm	Order number	kg
75	451921	0,7
100, 125	451922	1,3
150	451923	2,0
200, 250	451924	2,9
300	451925	3,9

6 pieces of smooth partition  
2 pieces of slotted partition



Metal partition

Drawer front height mm	Order number	kg
75	451931	0,9
100, 125	451932	1,7
150	451933	2,6
200, 250	451934	3,8
300	451935	5,0

8 pieces of smooth partition  
3 pieces of slotted partition



Troughs

Trough width mm	Order number	kg
70	3619PU2	0,8

8 two-piece troughs, W x D 153 x 153 mm  
16 partitions



Troughs

Trough width mm	Order number	kg
45	3619PU3	0,9

8 three-piece troughs, W x D 153 x 153 mm  
24 partitions



Troughs

Trough width mm	Order number	kg
33	3619PU4	1,0

8 four-piece troughs, W x D 153 x 153 mm  
32 partitions



Troughs

Trough width mm	Order number	kg
70	4519PU2	1,0

10 two-piece troughs, W x D 153 x 153 mm  
20 partitions



Troughs

Trough width mm	Order number	kg
45	4519PU3	1,1


10 three-piece troughs, W x D 153 x 153 mm  
30 partitions



Troughs

Trough width mm	Order number	kg
33	4519PU4	1,3

10 four-piece troughs, W x D 153 x 153 mm  
40 partitions



Boxes

Minimum height of drawer face mm	Order number	kg
75	3619PK25	0,7
75	3619PK50	1,2
100	3619PK75	1,6

8 boxes, W x D 153 x 153 mm  
8 large partitions  
16 small partitions



Slip-resistant pad

Order number	W x D mm
PG3619	612 x 323

Foam rubber of 3 mm thickness  
0,1 kg



Boxes

Minimum height of drawer face mm	Order number	kg
75	4519PK25	0,9
75	4519PK50	1,5
100	4519PK75	2,0

10 boxes, W x D 153 x 153 mm  
10 large partitions  
20 small partitions




Slip-resistant pad

Order number	W x D mm
PG4519	765 x 323

Foam rubber of 3 mm thickness  
0,1 kg



# Electrical accessories





## Electric strips



All-aluminium certified electric strips, bearing element of the POLAK workshop furniture accessories. Sturdy structure, removable front cover for easy maintenance and elegant design. Safety of the user and electrical equipment is ensured by protecting elements. For more versatile utilization, we have equipped the electric strips with a pneumatic quick coupling. Thanks to that, they can be used in many applications and combinations with the other workshop furniture products. They are delivered with the F-type electric drawers used, for instance, in Germany, or the E-type drawers for the Czech Republic.



The installation and connection instructions and advice for the electric strips can be found at [www.smfu.eu](http://www.smfu.eu).

### Electric strips for drawer cabinets



123 mm / drawer 125



### Electric strip ZS 36D

Type sockets	Order number	Order number with installation	W x D x H mm	kg
E (CZ)	EZS36	EZS36M	657 x 123 x 66	3,1
F (DE)	EZS36F	EZS36FM	657 x 123 x 66	3,1

3x sockets 230 V / 16 A, 3x circuit breakers 230 V / 16 A, pneumatic quick coupling 1/4", delivered including the drawer cabinet holder, without a supply cable (400 V / max. 20 A) and pneumatic hose



### Electric strip ZS 27D

Type sockets	Order number	Order number with installation	W x D x H mm	kg
E (CZ)	EZS27	EZS27M	504 x 123 x 66	2,6
F (DE)	EZS27F	EZS27FM	504 x 123 x 66	2,6

3x sockets 230 V / 16 A, 3x circuit breakers 230 V / 16 A, pneumatic quick coupling 1/4", delivered including the drawer cabinet holder, without a supply cable (400 V / max. 20 A) and pneumatic hose



### Electric strip ZS 45D

Type sockets	Order number	Order number with installation	W x D x H mm	kg
E (CZ)	EZS45	EZS45M	810 x 123 x 66	3,7
F (DE)	EZS45F	EZS45FM	810 x 123 x 66	3,7

4x sockets 230 V / 16 A, 3x circuit breakers 230 V / 16 A, pneumatic quick coupling 1/4", delivered including the drawer cabinet holder, without a supply cable (400 V / max. 20 A) and pneumatic hose

### Electric strips for workbench extensions



Illustration picture



### Electric strip EN V2

Type sockets	Order number without pneumatic quick coupling	Order number with pneumatic quick coupling	W x D x H mm	kg
E (CZ)	EN21	EN21P	934 x 123 x 66	4,6
E (CZ)	EN22	EN22P	1114 x 123 x 66	5,2
E (CZ)	EN23	EN23P	1414 x 123 x 66	6,2
F (DE)	EN21F	EN21FP	934 x 123 x 66	4,6
F (DE)	EN22F	EN22FP	1114 x 123 x 66	5,2
F (DE)	EN23F	EN23FP	1414 x 123 x 66	6,2

3x sockets 230 V / 16 A, 1x circuit breakers 230 V / 16 A, pneumatic quick coupling 1/4" 1x sockets 400 V / 16 A, 1x circuit breakers 400 V / 16 A, delivered without a supply cable (400 V / max 20 A) and pneumatic hose



### Electric strip EN V1

Type sockets	Order number without pneumatic quick coupling	Order number with pneumatic quick coupling	W x D x H mm	kg
E (CZ)	EN11	EN11P	934 x 123 x 66	4,1
E (CZ)	EN12	EN12P	1114 x 123 x 66	4,7
E (CZ)	EN13	EN13P	1414 x 123 x 66	5,6
F (DE)	EN11F	EN11FP	934 x 123 x 66	4,1
F (DE)	EN12F	EN12FP	1114 x 123 x 66	4,7
F (DE)	EN13F	EN13FP	1414 x 123 x 66	5,6


5x sockets 230 V / 16 A, 3x circuit breakers 230 V / 16 A, pneumatic quick coupling 1/4", delivered without a supply cable (400 V / max 20 A) and pneumatic hose



### Electric strip EN V3

Type sockets	Order number without pneumatic quick coupling	Order number with pneumatic quick coupling	W x D x H mm	kg
E (CZ)	EN31	EN31P	934 x 123 x 66	4,9
E (CZ)	EN32	EN32P	1114 x 123 x 66	5,5
E (CZ)	EN33	EN33P	1414 x 123 x 66	6,5
F (DE)	EN31F	EN31FP	934 x 123 x 66	4,9
F (DE)	EN32F	EN32FP	1114 x 123 x 66	5,5
F (DE)	EN33F	EN33FP	1414 x 123 x 66	6,5


3x sockets 230 V / 16 A, 3x circuit breakers 230 V / 16 A, pneumatic quick coupling 1/4", stop button 230 V, 1x sockets 400 V / 16 A, 1x circuit breakers 400 V / 16 A, 1x circuit breakers 230 V / 6 A, cut-off voltage release 230 V, delivered without a supply cable (400 V / max 20 A) and pneumatic hose



### Socket type E

Catalog designation E (CZ)

so-called French type, used in the Czech Republic and other countries



### Socket type F

Catalog designation F (DE)

so-called Germany type, used in Germany and other countries



### Electric strip frame

Covering of the gap around the electric strip in the workbench extensions. For more information, see page 155 in the chapter Workbench accessories or at [www.smfu.eu](http://www.smfu.eu)





Electric strips for quality and testing stations



Illustration picture



One socket of the electric strip is connected to the switch.



Electric strip K1 36D

Type sockets	Order number	W x D x H mm	kg
E (CZ)	EK136	657 x 123 x 66	3,0
F (DE)	EK136F	657 x 123 x 66	3,0

3x socket 230 V / 10 A, 1x switch 230 V / 10 A, circuit - earth leakage breaker 230 V / 10 A, pneumatic quick coupling 1/4", delivered with a supply cable (230 V / max 16 A) and pneumatic hose



Electric strip K2 36D

Type sockets	Order number	W x D x H mm	kg
E (CZ)	EK236	657 x 123 x 66	3,1
F (DE)	EK236F	657 x 123 x 66	3,1

3x socket 230 V / 10 A, 1x switch 230 V / 10 A, data socket RJ45, circuit - earth leakage breaker 230 V / 10 A, pneumatic quick coupling 1/4", delivered without a supply cable (230 V / max 16 A), data cable and pneumatic hose

Fastening components of electric strips



Fixed to the worktop and workbench foot

Order number	EKU1
--------------	------




Magnetic fastening

Order number	EKU2
--------------	------




Fastening between columns

Order number	EKU3
--------------	------



The fastening components are delivered including the connecting material.


Extension supplies



E-type socket

Catalog designation E (CZ)

so-called French type, used in the Czech Republic and other countries



F-type socket

Catalog designation F (DE)

so-called Germany type, used in Germany and other countries



Extension supply 250 mm

Type sockets	Order number	W x D x H mm	kg
E (CZ)	PP250	250 x 73 x 34	0,8
F (DE)	PP250F	250 x 73 x 34	0,8

3x socket 230V/16A, 1x switch 230V/16A, supply cable 3 m with an outlet on the side part of the profile



Extension supply 400 mm

Type sockets	Order number	W x D x H mm	kg
E (CZ)	PP400	400 x 73 x 34	1,1
F (DE)	PP400F	400 x 73 x 34	1,1

5x socket 230V/16A, 1x switch 230V/16A, supply cable 3 m with an outlet on the side part of the profile

Certified extension supplies in the trade and industry design. The slim all-aluminium body features a simple, yet sturdy structure. On the back, the body is provided with grooves for various types of fixing. Within the electrification of your workshop, it is a minor, but important element. Delivered with the F-type sockets used, for instance, in Germany, or the E-type sockets for the Czech Republic.



For additional mounting into a cabinet housing, the housing must be provided with an inlet hole.



Extension supply 700 mm

Type sockets	Order number	W x D x H mm	kg
E (CZ)	PP700	700 x 73 x 34	1,7
F (DE)	PP700F	700 x 73 x 34	1,7

9x socket 230V/16A, 1x switch 230V/16A, supply cable 3 m with an outlet on the side part of the profile



Illustration picture

Charging station for accumulators

Extension supply 700 mm can be used, for instance, as a charging station for accumulators in SK (page 235) or UK (page 243) cabinets, in which the simple magnetic fastening fits perfectly.

Extension supply for drawer cabinets



Extension supply ZS 27D

Type sockets	Order number	Order number with installation	W x D x H mm	kg
E (CZ)	PPZS27	PPZS27M	504 x 73 x 34	1,2
F (DE)	PPZS27F	PPZS27FM	504 x 73 x 34	1,2

3x socket 230V/16A, 1x switch 230V/16A, supply cable 3 m with an outlet at the back of the profile, delivered including a holder into the drawer cabinet, plug for connection

Orientation of extension supplies in the drawer cabinet

To facilitate handling of the supply cable connected to the extension supplies, the profile can be mounted with the socket pin at the bottom. In this way, the drawer will not be blocked by the cable. For more information, see [www.smfu.eu](http://www.smfu.eu)



Extension supply ZS 36D

Type sockets	Order number	Order number with installation	W x D x H mm	kg
E (CZ)	PPZS36	PPZS36M	657 x 73 x 34	1,4
F (DE)	PPZS36F	PPZS36FM	657 x 73 x 34	1,4

3x sockets 230V / 16A, 1x switch 230V / 16A, supply cable 3 m with an outlet at the back of the profile, delivered including a holder into the drawer cabinet, plug for connection



Extension supply ZS 45D

Type sockets	Order number	Order number with installation	W x D x H mm	kg
E (CZ)	PPZS45	PPZS45M	810 x 73 x 34	1,7
F (DE)	PPZS45F	PPZS45FM	810 x 73 x 34	1,7

4x sockets 230V/16A, 1x switch 230V/16A, supply cable 3 m with an outlet at the back of the profile, delivered including a holder into the drawer cabinet, plug for connection

Fastening components of Extension supplies



Fastening to the worktop and workbench foot

Order number	EKU4
--------------	------



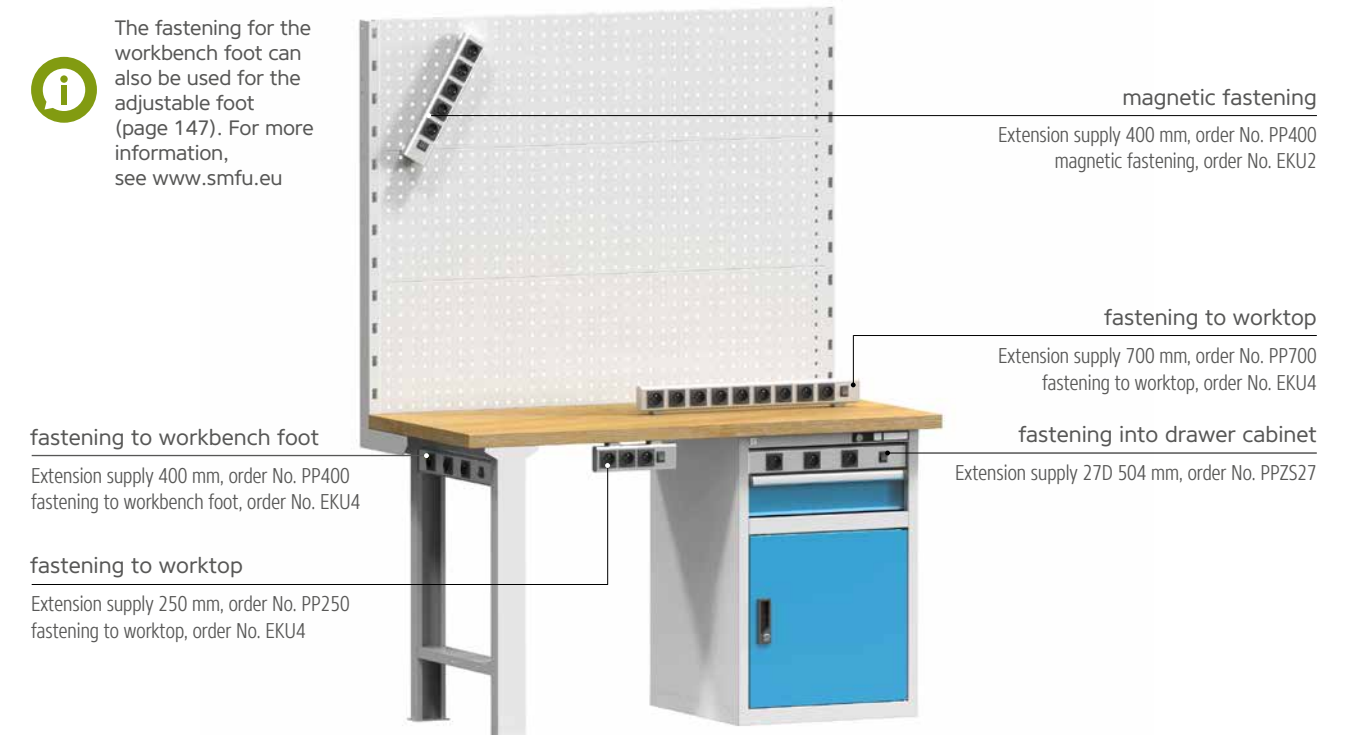
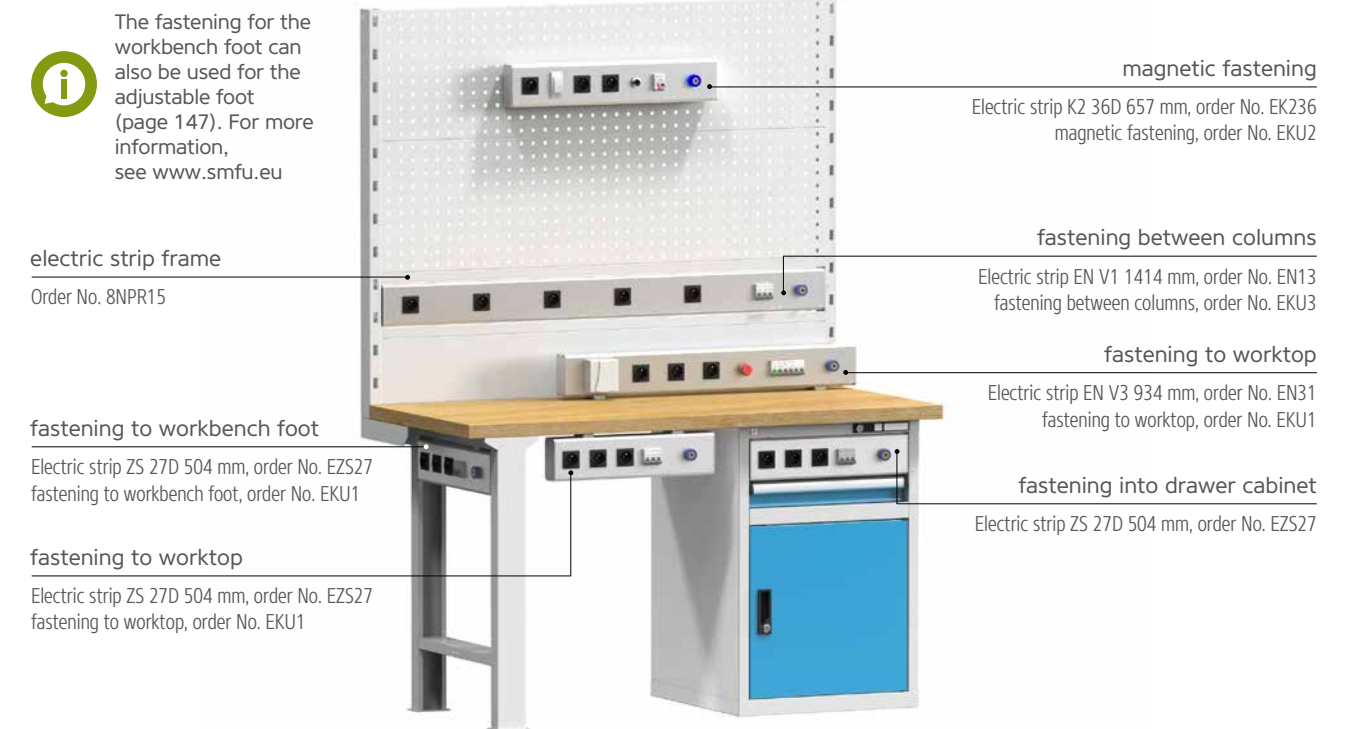
Magnetic fastening

Order number	EKU2
--------------	------



Use of electric strips and extension supplies

Thanks to the several methods of fastening of POLAK electric strips and extension supplies, their usability in combination with other workshop furniture components is very broad. First of all, the magnetic fastening provides you with real freedom – all you need is the metal counterpart – for every part of POLAK furniture.





## Lighting

The POLAK company has invested in the development of its own lighting and the present trend – maximum energy saving at the maximum output. The original aluminium lighting body, original electronics, LED technology, quality workmanship – all that characterizes the **SLIMp** lighting bodies manufactured by the POLAK company. They combine an elegant slim design with excellent output parameters.

### SLIMp technical description

anodized all-aluminium body with multifunctional longitudinal grooves, power supply 230V / 50Hz, power consumption 58 W and 17 W mechanical switch, electrical connecting cable of 3 m length LED diodes LG Innotek, micro-prism diffuser – low UGR light colour – chromaticity temperature 4000 K capacitive control of buttons



### Light electronics function

The **plus and minus buttons** are used to regulate luminous flux within the range of 30–80%.

**Button A** - automatic regulation for stepless control of preset light conditions in the workplace depending on the ambient light conditions.

**Button B** - maximum 100 % light output; after 5 minutes, returns to the original value (80 % output).



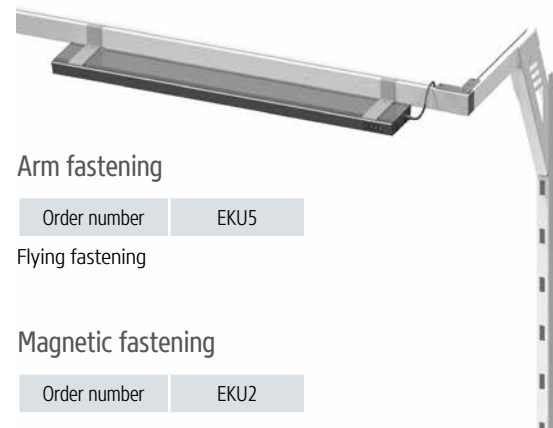
### SLIMp light

Order number for natural anodized	Order number for black anodized	W x D x H mm	kg
SLIMp58	SLIMp58B	1000 x 136 x 26	2,4

### LED light fastening



The magnetic fastening can suitably be used in POLAK quality stations – fastening to the workplace sheet ceiling.




### Arm fastening

Order number	EKU5
--------------	------

### Flying fastening

### Magnetic fastening

Order number	EKU2
--------------	------



### SLIMp lamp

Order number for natural anodized	Order number for black anodized	W x D x H mm	kg
SLIMp17	SLIMp17B	200 x 136 x 26	1,3

Flexible tube length: 600 mm  
The lamp is delivered without fixing components.



Thanks to the flexible adjustable tube, you can illuminate the working area accurately according to your current needs.



### Fastening to the top

Order number	EKU6
--------------	------

Rotary design



### Fastening to the top side

Order number	EKU8
--------------	------

Rotary design



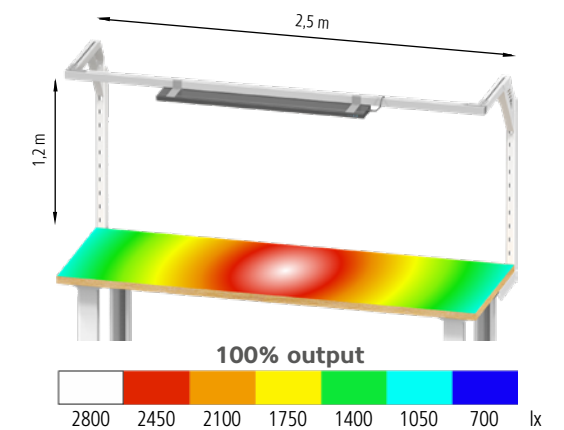
### Perfo fastening

Order number	EKU7
--------------	------

Rotary design

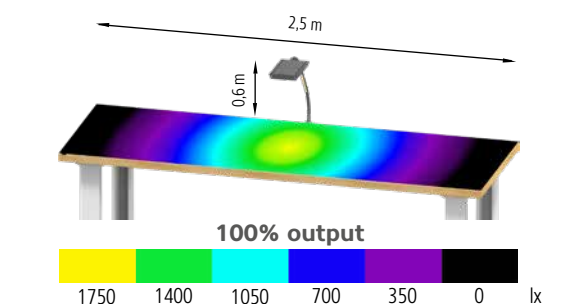
### Technical data of the SLIMp58 light

Output	luminous flux	power consumption	luminous intensity Emax. (1.2 m above the working surface)
100%	10 800 lm	58 W	2 750 lx
80%	8 640 lm	46 W	2 200 lx
50%	5 400 lm	29 W	1 380 lx
30%	3 250 lm	17 W	820 lx



### Technical data of the SLIMp17 lamp

Output	luminous flux	power consumption	luminous intensity Emax. (0,6 m above the working surface)
100%	2 350 lm	17 W	1 880 lx
80%	1 872 lm	14 W	1 500 lx
50%	1 170 lm	9 W	940 lx
30%	700 lm	6 W	560 lx





NC program





## Original POLAK NC storage and transport system for cutting and punching machines



The POLAK NC modular storage and transport system is an ideal opportunity for you to safely and properly arrange storage of tools. The benefits of its use are very clear: safe and considerate storage of expensive tools; simple, yet very resilient design; optimum exploitation of your workspace; modular system which enables continuous growth; safe and comfortable use.

One original system solves the storage of cutting as well as punching tools. The storage of cutting and punching tools only differs in the type of tool holders; the storage and transport means are identical.



Tool support



Tool frame



Transport trolley



Worktop stand



Cabinet



Drawer



## The POLAK NC program stands for functionality, safety, user comfort, simple and pleasant use

### Description labels of wooden holders

You can identify the stored tools on the plastic label with a felt tip marker. In case of any changes, you can just wipe off the label with alcohol and write again.



### The Smart furniture function

By means of an online information channel, a smartphone or tablet with a QR code reader application or NFC technology can transport you to the POLAK workshop furniture consultancy. Current tips, advice and information on your product are always available to you.

### The hole identification system

simplifies orientation on large-area perforated panels. You will appreciate this system whenever hanging holders of tool frames in identical positions in opposing perforated walls.

### Auxiliary orientation grids

are used to arrange your tools easily and suitably in universal plastic and wooden holders.




### Plastic holder locks

enable plastic tool holders to be fixed, comfortably and without any tools, in tool frames by means of two locks integrated into the holder body.



### Multifunctional holder

You can choose the inclination angle of tool frames (supports) and adjust it on the holders. Using the hole identification system, you can hang the holder set on perforated walls or trolleys, and fix the tool frame (support) in the holders.



### Wooden holder lock

is used to safely fix the wooden holder in the frame.



### Sorption fabric

A special sorption fabric made of a mixture of recycled fibres will help you to maintain cleanliness in the tool storage area. It absorbs cooling emulsions, oily substances and water. The fabric can be recycled by squeezing or centrifuging, or it can be disposed of ecologically. The sorption capacity is about 2 l/m<sup>2</sup>.





## Storage capacities of storage and transport elements

The synoptic tables contain the maximum capacities of individual tool frames and tool supports for the storage of plastic and wooden tool holders.

When planning storage of tools, heed the maximum loading capacity of individual NC storage and transport elements. Do not overload them unnecessarily, keep things safe.



Only for vertical cabinets

Number of plastic holders in tool frames

Holder type	36 x 27D	54 x 27D	36 x 36D	54 x 36D	Tool frame 36D for vertical cabinets
ISO 30	24	39	32	52	16
ISO 40	24	39	32	52	16
ISO 50	15	21	20	28	10
HSK 32	24	39	32	52	16
HSK 40	24	39	32	52	16
HSK 50	24	39	32	52	16
HSK 63	24	39	32	52	16
HSK 80	15	21	20	28	10
HSK 100	15	21	20	28	10
VDI 30	15	21	20	28	10
VDI 40	15	21	20	28	10
VDI 50	15	21	20	28	10
ABS 25	15	21	20	28	10
ABS 32	15	21	20	28	10
ABS 40	15	21	20	28	10
ABS 50	15	21	20	28	10
ABS 63	15	21	20	28	10
CAPTO 3	15	21	20	28	10
CAPTO 4	15	21	20	28	10
CAPTO 5	15	21	20	28	10
UNI	15	21	20	28	10

Number of wooden holders in tool frames

	3	3	4	4	2
--	---	---	---	---	---

Plastic and wooden tool holders are inserted and fixed in the tool supports or tool frames. Subsequently, they are to be located in cabinets, trolleys, drawers or worktop stands by means of the holder set.

The tool frames are uniform for the entire storage and transport system; only the drawer tool frames are slightly different (narrower by a few mm); their storage capacity, however, is identical.



Number of plastic holders in supports

36D	54D	Holder type
8	13	ISO 30
8	13	ISO 40
5	7	ISO 50
8	13	HSK 32
8	13	HSK 40
8	13	HSK 50
8	13	HSK 63
5	7	HSK 80
5	7	HSK 100
5	7	VDI 30
5	7	VDI 40
5	7	VDI 50
5	7	ABS 25
5	7	ABS 32
5	7	ABS 40
5	7	ABS 50
5	7	ABS 63
5	7	CAPTO 3
5	7	CAPTO 4
5	7	CAPTO 5
5	7	UNI

Number of wooden holders in supports

1	1	
---	---	--





## Plastic cutting tool holders



Plastic holders form the essential element of tool fixation and protection of clamping parts of chip machining tools. The storage system is based on the principle of one tool stored in one holder.

Original POLAK holders are available in several types. If a typified holder does not suit you, use a universal one which you can then easily modify yourself.

Plastic holders are made of impact-resistant ABS plastic; in the supports or tool frames, they are fixed in the required position with two locks. No tools, no screwing!

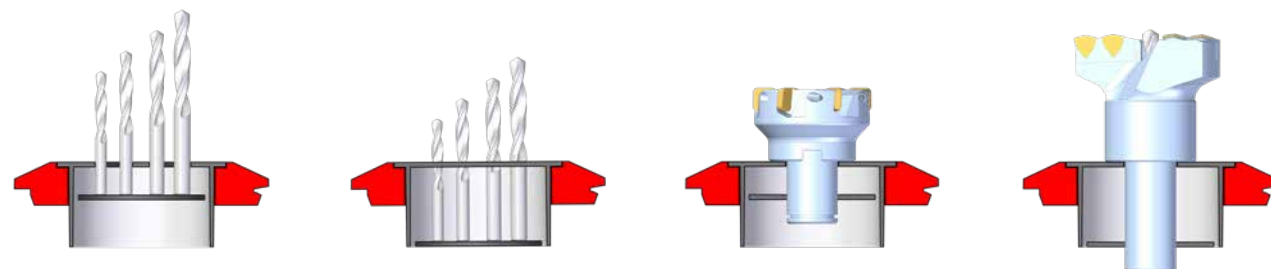


Plastic holders are made of impact-resistant ABS plastic

### Universal holder

Tool system	Order number	W x D mm
Universal	NCUNI	102 x 140

A universal holder with auxiliary orientation grid for individual solutions. This universal holder can easily be adjusted for the storage of a variety of tools. The adjustable partition can be used, for example, as a bottom for storing drills or as another stabilizing element for long tools (see the illustration).



### Holder ISO

Tool system	Order number	W x D mm
ISO 30	NCISO30	61 x 140
ISO 40	NCISO40	61 x 140
ISO 50	NCISO50	102 x 140



### Holder HSK

Tool system	Order number	W x D mm
HSK 32A	NCHSK32	61 x 140
HSK 40A	NCHSK40	61 x 140
HSK 50A	NCHSK50	61 x 140
HSK 63A	NCHSK63	61 x 140
HSK 80A	NCHSK80	102 x 140
HSK 100A	NCHSK100	102 x 140



### Holder VDI

Tool system	Order number	W x D mm
VDI 30	NCVDI30	102 x 140
VDI 40	NCVDI40	102 x 140
VDI 50	NCVDI50	102 x 140



### Holder ABS

Tool system	Order number	W x D mm
ABS 25	NCABS25	102 x 140
ABS 32	NCABS32	102 x 140
ABS 40	NCABS40	102 x 140
ABS 50	NCABS50	102 x 140
ABS 63	NCABS63	102 x 140



### Holder CAPTO

Tool system	Order number	W x D mm
CAPTO 3	NCCAPTO3	102 x 140
CAPTO 4	NCCAPTO4	102 x 140
CAPTO 5	NCCAPTO5	102 x 140
CAPTO 6	NCCAPTO6	102 x 140
CAPTO 8	NCCAPTO8	102 x 140





## Wooden cutting tool holders




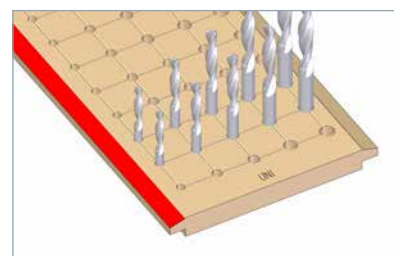
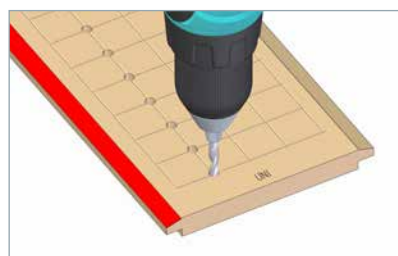

Use these wooden holders to store small cutting tools and their components. Wood is very suitable for the safe storage of precise tools. The actual tool holder is made of high-quality beech plywood using state-of-the-art technology. A plastic description label is glued onto the front area. The complete holder includes a metal vat with sorption fabric to collect emulsions and oils. Simultaneously, the vat works as a bottom (support) for tools which could fall through the wooden holder (see the illustration). The complete wooden holder assembly is stored in tool frames and tool supports.



### Complete universal holder

Size	Order number	W x D mm	Position number
36D	NCW36UNI	550 x 142	104
54D	NCW54UNI	855 x 142	164


Universal holder with auxiliary orientation grid for individual solutions. Vat 32 mm deep and fabric for sorption of oily substances.



### Collet holder ER 16 complete

Size	Order number	W x D mm	Position number
36D	NCW36ER16	550 x 142	70
54D	NCW54ER16	855 x 142	110


Vat 32 mm deep and fabric for sorption of oily substances



### Collet holder ER 25 complete

Size	Order number	W x D mm	Position number
36D	NCW36ER25	550 x 142	38
54D	NCW54ER25	855 x 142	58


Vat 32 mm deep and fabric for sorption of oily substances



### Collet holder ER 32 complete

Size	Order number	W x D mm	Position number
36D	NCW36ER32	550 x 142	32
54D	NCW54ER32	855 x 142	50

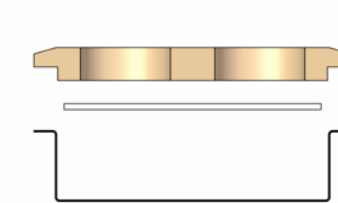
Vat 32 mm deep and fabric for sorption of oily substances



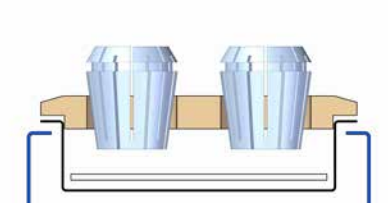
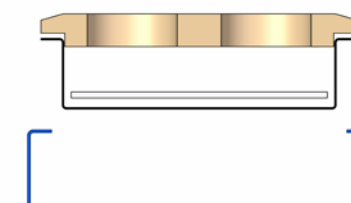
### Collet holder ER 40 complete

Size	Order number	W x D mm	Position number
36D	NCW36ER40	550 x 142	20
54D	NCW54ER40	855 x 142	32

Vat 32 mm deep and fabric for sorption of oily substances



Wooden tool holder  
Sorption fabric  
Vat



Complete assembly inserted into the tool frame



## Punching tool holders



### Trumpf system

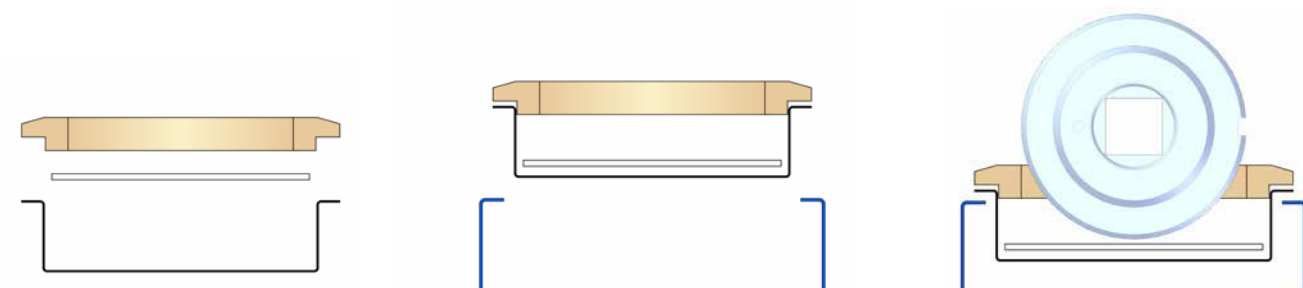
A system of wooden holders designed to store punching tools of the Trumpf system. Wood is very suitable for the safe storage of precise punching tools. The actual tool holder is made of high-quality beech plywood using state-of-the-art technology. A plastic description label is glued onto the front area. The complete holder includes a metal vat with sorption fabric to collect lubrication oils, which simultaneously works as a bearing surface for the tools (see the illustration). The complete wooden holder assembly is inserted into tool frames and tool supports.



### Trumpf holder complete cartridge

Size	Order number	W x D mm	Position number
			cartridge
36D	NCW36TR1	550 x 142	3
54D	NCW54TR1	855 x 142	4



For Trumpf tool cartridges.  
As standard, the holder is equipped with a vat with special fabric to absorb oil substances.  
Vat depth: 12 mm.



### Trumpf set holder complete

Size	Order number	W x D mm	Position number			
			punch 1, 2	die 1	stripper	die 2
36D	NCW36TR2	550 x 142	6	8	2	2
54D	NCW54TR2	855 x 142	9	12	3	3

Die 2 can be replaced with a spacer ring for die 1.  
The punches can be placed with/without the adjusting ring.  
Vat 32 mm deep, fabric to absorb oily substances



### Trumpf holder punch 1, 2 complete

Size	Order number	W x D mm	Position number
			punch 1, 2
36D	NCW36TR3	550 x 142	16
54D	NCW54TR3	855 x 142	24

The punches can be placed with/without an adjusting ring.  
Vat 32 mm deep, fabric to absorb oily substances

### Trumpf holder die 1 complete

Size	Order number	W x D mm	Position number
			die 1
36D	NCW36TR4	550 x 142	16
54D	NCW54TR4	855 x 142	24

Vat 32 mm deep, fabric to absorb oily substances

### Trumpf holder die 2 and stripper complete

Size	Order number	W x D mm	Position number	
			die 2	stripper
36D	NCW36TR5	550 x 142	6	6
54D	NCW54TR5	855 x 142	10	10

Die 2 can be replaced with a spacer ring for die 1  
Vat 32 mm deep, fabric to absorb oily substances



### Trumpf holder stripper complete

Size	Order number	W x D mm	Position number
			stripper
36D	NCW36TR6	550 x 142	16
54D	NCW54TR6	855 x 142	24

Vat 32 mm deep, fabric to absorb oily substances









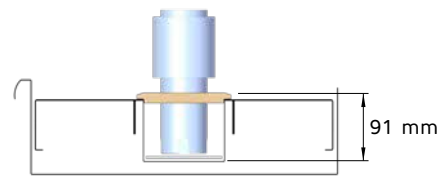
## Punching tool holders

### Thick Turret system

A system of wooden holders designed to store punching tools of the Thick Turret system. Wood is very suitable for the safe storage of precise punching tools. The actual tool holder is made of high-quality beech plywood using state-of-the-art technology. A plastic description label is glued onto the front area. The complete holder includes a metal vat with sorption fabric to collect lubrication oils, which simultaneously works as a bearing surface for the tools (see the illustration).

The complete wooden holder assembly is inserted into tool frames and tool supports.

 The metal vat depth corresponds to the length of the clamping part of Thick Turret tools. This depth is 91 mm. Therefore, Thick Turret holders can be stored in drawers with a front height of 150 mm or more.



Station A holder complete

Size	Order number	W x D mm	Position number			
			station	punch	die	stripper
36D	NCW36TH1	550 x 142	5	10	10	10

Vat 91 mm deep and fabric to absorb oily substances



Station B holder complete

Size	Order number	W x D mm	Position number			
			station	punch	die	stripper
36D	NCW36TH2	550 x 142	3	3	6	6

Vat 91 mm deep and fabric to absorb oily substances

Station C holder complete

Size	Order number	W x D mm	Position number			
			station	punch	die	stripper
36D	NCW36TH3	550 x 142	3	-	3	3

Vat 91 mm deep and fabric to absorb oily substances

## Components for storage of tools in wooden holders

### Wooden tool holders

Size	Holder type	Order number	W x D x H mm
36D	Universal	NCW36DR1	550 x 142 x 15
54D	Universal	NCW54DR1	855 x 142 x 15
36D	Collets ER16	NCW36DR2	550 x 142 x 15
54D	Collets ER16	NCW54DR2	855 x 142 x 15
36D	Collets ER25	NCW36DR3	550 x 142 x 15
54D	Collets ER25	NCW54DR3	855 x 142 x 15
36D	Collets ER32	NCW36DR4	550 x 142 x 15
54D	Collets ER32	NCW54DR4	855 x 142 x 15
36D	Collets ER40	NCW36DR5	550 x 142 x 15
54D	Collets ER40	NCW54DR5	855 x 142 x 15
36D	Trumpf case	NCW36DR6	550 x 142 x 15
54D	Trumpf case	NCW54DR6	855 x 142 x 15
36D	Trumpf set	NCW36DR7	550 x 142 x 15
54D	Trumpf set	NCW54DR7	855 x 142 x 15
36D	Trumpf punch 1, 2	NCW36DR8	550 x 142 x 15
54D	Trumpf punch 1, 2	NCW54DR8	855 x 142 x 15
36D	Trumpf die 1	NCW36DR9	550 x 142 x 15
54D	Trumpf die 1	NCW54DR9	855 x 142 x 15
36D	Trumpf die 2 and stripper	NCW36DR10	550 x 142 x 15
54D	Trumpf die 2 and stripper	NCW54DR10	855 x 142 x 15
36D	Trumpf stripper	NCW36DR11	550 x 142 x 15
54D	Trumpf stripper	NCW54DR11	855 x 142 x 15
36D	Thick Turret station A	NCW36DR12	550 x 142 x 15
36D	Thick Turret station B	NCW36DR13	550 x 142 x 15
36D	Thick Turret station C	NCW36DR14	550 x 142 x 15

### Vats

Size	Order number	W x D x H mm
36D	NCW36VA1	550 x 142 x 12
54D	NCW54VA1	855 x 142 x 12
36D	NCW36VA2	550 x 142 x 32
54D	NCW54VA2	855 x 142 x 32
36D	NCW36VA3	550 x 142 x 91

### Sorption fabric

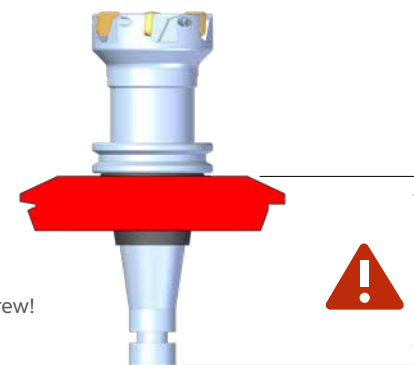
Size	Order number	W x D x H mm
36D	NCW36ST	540 x 120 x 3
54D	NCW54ST	845 x 120 x 3





## NC drawer storage

The drawer tool frames extend the options of tool storage within the entire POLAK modular furniture system. Because tools and tool arbors have different lengths, the tool frame height can be adjusted in the drawers. The tool frame is suspended in the drawer with a set of four holders included in the tool frame delivery.



Heed the arbor length of the tool stored including the tightening screw! Choose the correct depth of the drawer!

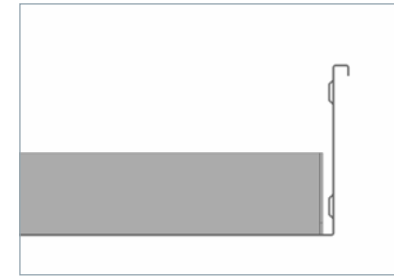


### Drawer tool frame

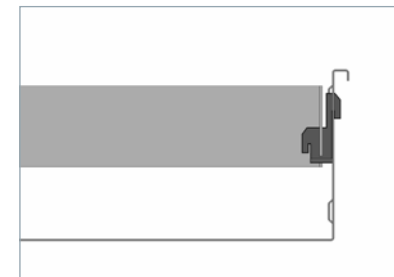
Drawer size	Order number	W mm	D mm	H mm
36 x 27D	NCNRZ3627	593	448	74
54 x 27D	NCNRZ5427	901	448	74
36 x 36D	NCNRZ3636	593	597	74

Suspension holder set

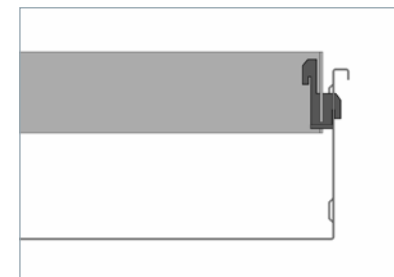
### Position 1



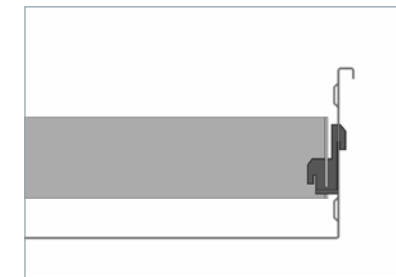
### Position 2



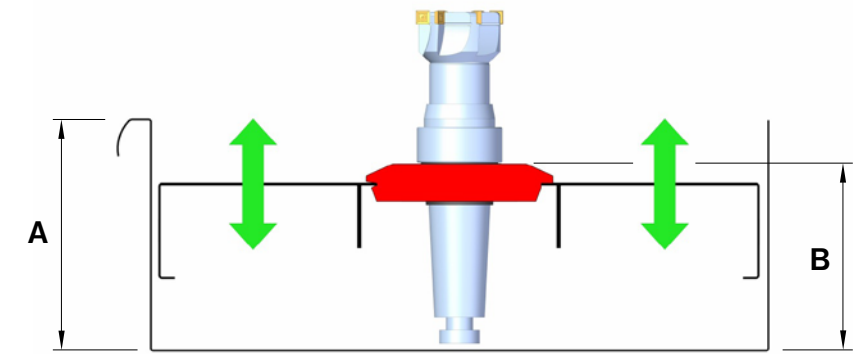
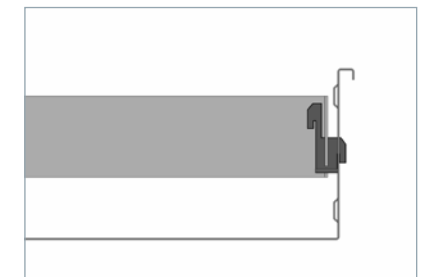
### Position 3



### Position 4



### Position 5



Drawer front height A mm	Maximum length of the tool arbor: B mm				
	Position 1	Position 2	Position 3	Position 4	Position 5
75	90	X	X	X	X
100	90	X	X	X	X
125	90	X	X	X	X
150	90	120	150	X	X
200	90	170	200	X	X
250	90	170	200	X	X
300	90	270	300	150	180



Suspension holder of drawer tool frames







## NC roller-shutter cabinets

These NC cabinets are provided with double perforated walls for hanging shelves, tool supports, tool frames and drawers. If the cabinet is equipped with drawers, locking against the extension of more drawers is supplied for safety reasons (to prevent risk of toppling over) as standard. The standard equipment includes the hole identification system and description label with the smart furniture function.

The cabinets are closed with an aluminium roller shutter in light grey colour RAL 7035 with a latch lock.



### Base

Cabinet type	Order number	H mm	kg
NCSR3627	NCSOSR3627	100	12,9
NCSR5427	NCSOSR5427	100	19,9



### Basic colour scheme

Unless a required colour is specified in the order, the colour scheme of RAL 7035 is used for the housing.




Roller-shutter cabinet 36 x 27D

Order number	W x D x H mm	kg	kg
NCSR3627K	738 x 655 x 1950	400	70



Roller-shutter cabinet 54 x 27D


Order number	W x D x H mm	kg	kg
NCSR5427K	1044 x 655 x 1950	600	76



### Tool support

Size	Order number	W x D x H mm	kg	kg
36D	NCNN36	627 x 155 x 143	30	2,0
54D	NCNN54	934 x 155 x 143	30	3,0

Set of multifunctional holders



### Cabinet tool frame

Size	Order number	W x D x H mm	kg	kg
36 x 27D	NCNR3627	627 x 448 x 74	70	5,4
54 x 27D	NCNR5427	934 x 448 x 74	70	7,5

Set of multifunctional holders



### Drawer tool frame

Size	Order number	W x D x H mm	kg	kg
36 x 27D	NCNRZ3627	593 x 448 x 74	70	4,1
54 x 27D	NCNRZ5427	901 x 448 x 74	70	5,8

Set of multifunctional holders

### Shelf

Size	Order number	W x D x H mm	kg	kg
36 x 27D	NCP3627	661 x 571 x 25	100	3,0
54 x 27D	NCP5427	965 x 571 x 25	100	4,0

4 hooks for suspension of shelves



The sum total of drawer fronts is limited to 850 mm.



Please choose the drawers as necessary on pages 47 and 55.



## NC hinged-door cabinets

These NC cabinets are provided with double perforated walls for hanging shelves, tool supports, tool frames and drawers. If the cabinet is equipped with drawers, locking against the extension of more drawers is supplied for safety reasons (to prevent risk of toppling over) as standard. The standard equipment includes the hole identification system and description label with the smart furniture function. The cabinets are closed with doors with hinges pivoting by 180 degrees.



### Base

Cabinet type	Order number	H mm	kg
NCSK3627	NCSOSK3627	100	12,7
NCSK5427	NCSOSK5427	100	19,7



### Basic colour scheme

Unless a required colour is specified in the order, the colour scheme of RAL 7035 is used for the housing.




Hinged-door cabinet 36 x 27D

Order number	W x D x H mm	kg	kg
NCSK3627K	738 x 655 x 1950	400	83



Hinged-door cabinet 54 x 27D


Order number	W x D x H mm	kg	kg
NCSK5427K	1044 x 655 x 1950	600	95



### Tool support

Size	Order number	W x D x H mm	kg	kg
36D	NCNN36	627 x 155 x 143	30	2,0
54D	NCNN54	934 x 155 x 143	30	3,0

Set of multifunctional holders



### Cabinet tool frame

Size	Order number	W x D x H mm	kg	kg
36 x 27D	NCNR3627	627 x 448 x 74	70	5,4
54 x 27D	NCNR5427	934 x 448 x 74	70	7,5

Set of multifunctional holders



### Drawer tool frame

Size	Order number	W x D x H mm	kg	kg
36 x 27D	NCNRZ3627	593 x 448 x 74	70	4,1
54 x 27D	NCNRZ5427	901 x 448 x 74	70	5,8

Set of multifunctional holders



### Shelf

Size	Order number	W x D x H mm	kg	kg
36 x 27D	NCP3627	661 x 571 x 25	100	3,0
54 x 27D	NCP5427	965 x 571 x 25	100	4,0

4 hooks for suspension of shelves



The sum total of drawer fronts is limited to 850 mm.




Please choose the drawers as necessary on pages 47 and 55.





## Standard configuration – machining



NC cabinet 36 x 27D

8x tools support

### Hinged-door cabinet

Equipment	Number of pieces	Order number	W x D x H mm	kg	kg
Without tool holders	–	NCSK3627-1	738 x 655 x 1950	400	99
ISO 40	64	NCSK3627-2	738 x 655 x 1950	400	106
ISO 50	40	NCSK3627-3	738 x 655 x 1950	400	105
HSK 63	64	NCSK3627-4	738 x 655 x 1950	400	106
VDI 40	40	NCSK3627-5	738 x 655 x 1950	400	105

### Roller-shutter cabinet

Equipment	Number of pieces	Order number	W x D x H mm	kg	kg
Without tool holders	–	NCSR3627-1	738 x 655 x 1950	400	86
ISO 40	64	NCSR3627-2	738 x 655 x 1950	400	92
ISO 50	40	NCSR3627-3	738 x 655 x 1950	400	92
HSK 63	64	NCSR3627-4	738 x 655 x 1950	400	92
VDI 40	40	NCSR3627-5	738 x 655 x 1950	400	92



NC cabinet 36 x 27D


2 shelves, 1 cabinet tool frame  
1 drawer 75 mm with full extension without accessories  
2 drawers 75 mm with full extension + 2 drawer tool frames

### Hinged-door cabinet

Equipment	Number of pieces	Order number	W x D x H mm	kg	kg
Without tool holders	–	NCSK3627-6	738 x 655 x 1950	400	140
ISO 40	72	NCSK3627-7	738 x 655 x 1950	400	147
ISO 50	45	NCSK3627-8	738 x 655 x 1950	400	146
HSK 63	72	NCSK3627-9	738 x 655 x 1950	400	147
VDI 40	45	NCSK3627-10	738 x 655 x 1950	400	146

### Roller-shutter cabinet

Equipment	Number of pieces	Order number	W x D x H mm	kg	kg
Without tool holders	–	NCSR3627-6	738 x 655 x 1950	400	127
ISO 40	72	NCSR3627-7	738 x 655 x 1950	400	134
ISO 50	45	NCSR3627-8	738 x 655 x 1950	400	133
HSK 63	72	NCSR3627-9	738 x 655 x 1950	400	134
VDI 40	45	NCSR3627-10	738 x 655 x 1950	400	133



NC cabinet 54 x 27D

4 cabinet tool frames

### Hinged-door cabinet

Equipment	Number of pieces	Order number	W x D x H mm	kg	kg
Without tool holders	–	NCSK5427-1	1044 x 655 x 1950	600	125
ISO 40	156	NCSK5427-2	1044 x 655 x 1950	600	141
ISO 50	84	NCSK5427-3	1044 x 655 x 1950	600	138
HSK 63	156	NCSK5427-4	1044 x 655 x 1950	600	141
VDI 40	84	NCSK5427-5	1044 x 655 x 1950	600	138

### Roller-shutter cabinet

Equipment	Number of pieces	Order number	W x D x H mm	kg	kg
Without tool holders	–	NCSR5427-1	1044 x 655 x 1950	600	106
ISO 40	156	NCSR5427-2	1044 x 655 x 1950	600	122
ISO 50	84	NCSR5427-3	1044 x 655 x 1950	600	119
HSK 63	156	NCSR5427-4	1044 x 655 x 1950	600	122
VDI 40	84	NCSR5427-5	1044 x 655 x 1950	600	119



NC cabinet 54 x 27D

2 cabinet tool frames  
2 drawers 75 mm with full extension + 2 drawer tool frames

### Hinged-door cabinet

Equipment	Number of pieces	Order number	W x D x H mm	kg	kg
Without tool holders	–	NCSK5427-6	1044 x 655 x 1950	600	150
ISO 40	156	NCSK5427-7	1044 x 655 x 1950	600	166
ISO 50	84	NCSK5427-8	1044 x 655 x 1950	600	163
HSK 63	156	NCSK5427-9	1044 x 655 x 1950	600	166
VDI 40	84	NCSK5427-10	1044 x 655 x 1950	600	163

### Roller-shutter cabinet

Equipment	Number of pieces	Order number	W x D x H mm	kg	kg
Without tool holders	–	NCSR5427-6	1044 x 655 x 1950	600	131
ISO 40	156	NCSR5427-7	1044 x 655 x 1950	600	147
ISO 50	84	NCSR5427-8	1044 x 655 x 1950	600	144
HSK 63	156	NCSR5427-9	1044 x 655 x 1950	600	147
VDI 40	84	NCSR5427-10	1044 x 655 x 1950	600	144



## Standard configuration – perforation



NC cabinet 36 x 27D

- 2 shelves
- 2 cabinet tool frames
- 1 drawer 75 mm with full extension + 12 three-piece troughs
- 1 drawer 100 mm with full extension + 12 boxes PK75
- 1 drawer 100 mm with full extension + slip-resistant pad

### Hinged-door cabinet

Equipment	Order number	W x D x H mm	kg	kg
Without tool holders	NCSK3627-11	738 x 655 x 1950	400	142

### Roller-shutter cabinet

Equipment	Order number	W x D x H mm	kg	kg
Without tool holders	NCSR3627-11	738 x 655 x 1950	400	129



Please choose the tool holders at your own discretion; 6 wooden holders at most.



NC cabinet 54 x 27D

- 2 shelves
- 2 cabinet tool frames
- 1 drawer 75 mm with full extension + 18 three-piece troughs
- 1 drawer 100 mm with full extension + 18 boxes PK75
- 1 drawer 100 mm with full extension + slip-resistant pad

### Hinged-door cabinet

Equipment	Order number	W x D x H mm	kg	kg
Without tool holders	NCSK5427-11	1044 x 655 x 1950	600	168

### Roller-shutter cabinet

Equipment	Order number	W x D x H mm	kg	kg
Without tool holders	NCSR5427-11	1044 x 655 x 1950	600	149



Please choose the tool holders at your own discretion; 6 wooden holders at most.



NC cabinet 36 x 27D

- 2 shelves
- 2 cabinet tool frames
- 1 drawer 100 mm with full extension + 12 three-piece troughs
- 1 drawer 100 mm with full extension + 12 boxes PK75
- 3 drawers 150 mm with full extension + 3 drawer tool frames
- 1 drawer 150 mm with full extension w/o accessories

### Hinged-door cabinet

Equipment	Order number	W x D x H mm	kg	kg
Without tool holders	NCSK3627-12	738 x 655 x 1950	400	198

### Roller-shutter cabinet

Equipment	Order number	W x D x H mm	kg	kg
Without tool holders	NCSR3627-12	738 x 655 x 1950	400	185



Please choose the tool holders at your own discretion; 15 wooden holders at most.



NC cabinet 54 x 27D

- 2 shelves
- 2 cabinet tool frames
- 1 drawer 100 mm with full extension + 18 three-piece troughs
- 1 drawer 100 mm with full extension + 18 boxes PK75
- 3 drawers 150 mm with full extension + 3 drawer tool frames
- 1 drawer 150 mm with full extension w/o accessories

### Hinged-door cabinet

Equipment	Order number	W x D x H mm	kg	kg
Without tool holders	NCSK5427-12	1044 x 655 x 1950	600	236

### Roller-shutter cabinet

Equipment	Order number	W x D x H mm	kg	kg
Without tool holders	NCSR5427-12	1044 x 655 x 1950	600	217



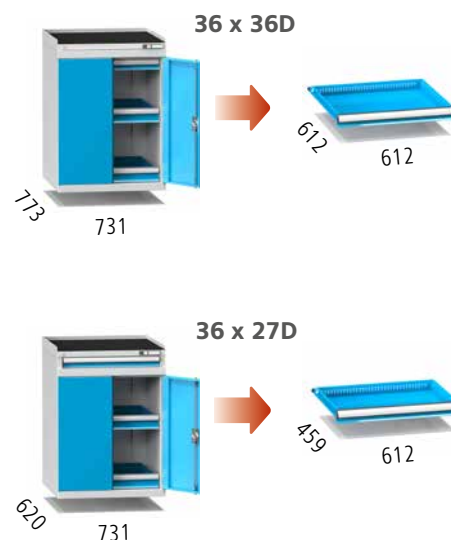
Please choose the tool holders at your own discretion; 15 wooden holders at most.





## NC machine cabinets

Our high-quality machine cabinets, based on drawer cabinets of the 36 x 36D and 36 x 27D size, provide comfortable storage of tools in drawers. For easy arrangement according to the stored tool height, the drawers are height-adjustable by 25 mm. The cabinets can be closed with a hinged door. For your safety, the machine cabinets are provided with a blocking system to prevent more than one drawer from being pulled out, which may lead to the cabinet toppling forwards. To protect tools lying on the cabinet and prevent them from falling off the cabinet, the area is equipped with a rubber pad and a three-sided elevated edge.



Base

Cabinet type	Order number	H mm	kg
ZBS	SOZBS	100	13,5
ZDS	SOZDS	100	11,6



### Basic colour scheme

Unless a required colour is specified in the order, the basic colour scheme of RAL 7035 for the housing and RAL 5012 for the drawers (door) is used.



Machine cabinet ZBS2

Size	Order number	W x D x H mm	kg	kg
36 x 36D	ZBS2K	731 x 773 x 1010	700	50

Elevated edge, rubber pad 3 mm, 1 drawer 75E

Machine cabinet ZDS2

Size	Order number	W x D x H mm	kg	kg
36 x 27D	ZDS2K	731 x 620 x 1010	700	42

Elevated edge, rubber pad 3 mm, 1 drawer 75E



Machine cabinet ZBS3



Size	Order number	W x D x H mm	kg	kg
36 x 36D	ZBS3K	731 x 773 x 1010	700	58

Elevated edge, rubber pad 3 mm

Machine cabinet ZDS3

Size	Order number	W x D x H mm	kg	kg
36 x 27D	ZDS3K	731 x 620 x 1010	700	50

Elevated edge, rubber pad 3 mm



Drawer tool frame

Size	Order number	W x D x H mm	kg	kg
36 x 36D	NCNRZ3636	593 x 597 x 74	90	5,4
36 x 27D	NCNRZ3627	593 x 448 x 74	70	4,1



Please choose the drawers as necessary on pages 39 and 55.

## Standard configuration



Machine cabinet ZBS2

Size	Order number	W x D x H mm	kg	kg
36 x 36D	ZBS2	731 x 773 x 1010	700	77

1 drawer 75E, 2 drawers 100E

Machine cabinet ZDS2

Size	Order number	W x D x H mm	kg	kg
36 x 27D	ZDS2	731 x 620 x 1010	700	69

1 drawer 75E, 2 drawers 100E



Machine cabinet ZBS3

Size	Order number	W x D x H mm	kg	kg
36 x 36D	ZBS3	731 x 773 x 1010	700	78

1 drawer 75E, 2 drawers 100E

Machine cabinet ZDS3

Size	Order number	W x D x H mm	kg	kg
36 x 27D	ZDS3	731 x 620 x 1010	700	70

1 drawer 75E, 2 drawers 100E



## NC transport trolleys

POLAK NC trolleys – provide for safe and efficient transport of your tools. Quality reinforced parts welded from sheet steel are the basic structural elements of the transport trolleys, which come in two sizes. Side walls are perforated to enable the hanging of supports or tool frames on them. The trolleys are provided with two swivel castors with brakes and two fixed castors 160 mm in diameter. The stacking shelf of the 36 x 27D trolley is tilting. Standard equipment includes the hole identification system and description label.



**Basic colour scheme**  
Unless a required colour is specified in the order, the colour scheme of RAL 7035 is used for the housing.




Trolley 36 x 27D

Order number	W x D x H mm	kg	kg
NCV3627K	1092 x 495 x 880	300	30



Trolley 36 x 36D


Order number	W x D x H mm	kg	kg
NCV3636K	1110 x 734 x 880	400	50



Tool support 36D

Order number	W x D x H mm	kg	kg
NCNN36	627 x 155 x 143	30	2,0


Set of multifunctional holders



Tool frame 36 x 27D

Order number	W x D x H mm	kg	kg
NCNR3627	627 x 448 x 74	70	5,4

Set of multifunctional holders



Tool frame 36 x 36D

Order number	W x D x H mm	kg	kg
NCNR3636	627 x 597 x 74	90	6,7

Set of multifunctional holders

## Standard configuration



Trolley 36 x 27D

Equipment	Number of pieces	Order number	W x D x H mm	kg	kg
Without tool holders	–	NCV3627-1	1092 x 495 x 880	300	39
ISO 40	40	NCV3627-2	1092 x 495 x 880	300	43
ISO 50	25	NCV3627-3	1092 x 495 x 880	300	43
HSK 63	40	NCV3627-4	1092 x 495 x 880	300	43
VDI 40	25	NCV3627-5	1092 x 495 x 880	300	43

1 tool frame  
2 tool supports



Trolley 36 x 36D

Equipment	Number of pieces	Order number	W x D x H mm	kg	kg
Without tool holders	–	NCV3636-1	1110 x 734 x 880	400	61
ISO 40	48	NCV3636-2	1110 x 734 x 880	400	66
ISO 50	30	NCV3636-3	1110 x 734 x 880	400	65
HSK 63	48	NCV3636-4	1110 x 734 x 880	400	66
VDI 40	30	NCV3636-5	1110 x 734 x 880	400	65

1 tool frame  
2 tool supports





## NC table stand

The NC worktop stand is an optimum means of storing tools and instruments on the workbench.

The basic stand structure is made of reinforced sheet steel welded parts screwed together. The side walls are perforated to enable the hanging of supports, tool frames and drawers of the 19D depth. The frame and support positions can be adjusted horizontally or at an angle from 15 to 30 degrees.

Appropriately, the upper part of the stand can be supplemented with a trough with partition for small tools and instruments. You can either assemble your stand configuration from individual parts or use our standard configurations.



**Basic colour scheme**  
Unless a required colour is specified in the order, the colour scheme of RAL 7035 is used for the body.





Table stand 36 x 27D

Order number	W x D x H mm	kg	kg
NCSS3627K	714 x 510 x 484	70	14



Table stand 54 x 27D


Order number	W x D x H mm	kg	kg
NCSS5427K	1020 x 510 x 484	70	14



### Tool support

Size	Order number	W x D x H mm	kg	kg
36D	NCNN36	627 x 155 x 143	30	2,0
54D	NCNN54	934 x 155 x 143	30	3,0

Set of multifunctional holders



### Tool frame


Size	Order number	W x D x H mm	kg	kg
36 x 27D	NCNR3627	627 x 448 x 74	70	5,4
54 x 27D	NCNR5427	934 x 448 x 74	70	7,5

Set of multifunctional holders



### Trough

Size	Order number	W x D x H mm	Partition number	kg
36D	NCSS36Z	627 x 110 x 81	5	1,2
54D	NCSS54Z	934 x 110 x 81	8	2,1



### Drawer

Size	Order number	Front height mm	Side height mm	kg	kg
36 x 19D	ZPE75	75	50	70	6,8
54 x 19D	ZSE75	75	50	70	9,0

## Standard configuration



Table stand 36 x 27D

Equipment	Number of pieces	Order number	W x D x H mm	kg	kg
Without tool holders	—	NCSS3627-1	714 x 510 x 484	70	20
ISO 40	24	NCSS3627-2	714 x 510 x 484	70	31
ISO 50	15	NCSS3627-3	714 x 510 x 484	70	31
HSK 63	24	NCSS3627-4	714 x 510 x 484	70	31
VDI 40	15	NCSS3627-5	714 x 510 x 484	70	31

1 tool frame  
1 drawer 75E without accessories  
1 trough



Table stand 36 x 27D

Equipment	Number of pieces	Order number	W x D x H mm	kg	kg
Without tool holders	—	NCSS3627-6	714 x 510 x 484	70	20
ISO 40	24	NCSS3627-7	714 x 510 x 484	70	22
ISO 50	15	NCSS3627-8	714 x 510 x 484	70	22
HSK 63	24	NCSS3627-9	714 x 510 x 484	70	22
VDI 40	15	NCSS3627-10	714 x 510 x 484	70	22

3 tool supports

## Special cabinets







## Quality stations

Demanding production procedures require constant checks of work quality. Our quality stations are suitable for holding measuring instruments and aids, hardware and software, carrying out inspections and filing inspection reports. The whole quality station can be locked up. The upper part's sides are provided with shatter-proof hardened glass; the front part can be locked by means of an aluminium roller-shutter with winding mechanism. The roller-shutter ends in an aluminium handle with an integrated latch lock. The lower part is equipped with drawers and doors of size 27 x 27D. The worktop is equipped with cable bushings. The bottom box is vented.




### Basic colour scheme


Unless a required colour is specified in the order, the basic colour scheme of RAL 7035 for the housing and RAL 5012 for the drawer (door) is used.



Illustration picture



work area height 865 mm



work area height 865 mm

Quality station housing width 1200 mm 27 x 27D

Order number	Depth mm	Height mm	S mm	kg	kg
MS101K	600	2030	600	700	110
MS102K	800	2030	600	700	134

The housing of quality stations is equipped as standard with a central locking system and an aluminium roller-shutter with spring winding and latch lock. Laminated worktop, shatter-proof hardened glass in the sides.

Quality station housing width 1800 mm 27 x 27D

Order number	Depth mm	Height mm	S mm	kg	kg
MS103K	600	2030	600	700	153
MS104K	800	2030	600	700	185

The housing of quality stations is equipped as standard with a central locking system and an aluminium roller-shutter with spring winding and latch lock. Laminated worktop, shatter-proof hardened glass in the sides.



work area height 865 mm



work area height 865 mm

Quality stations width 1200 mm 27 x 27D

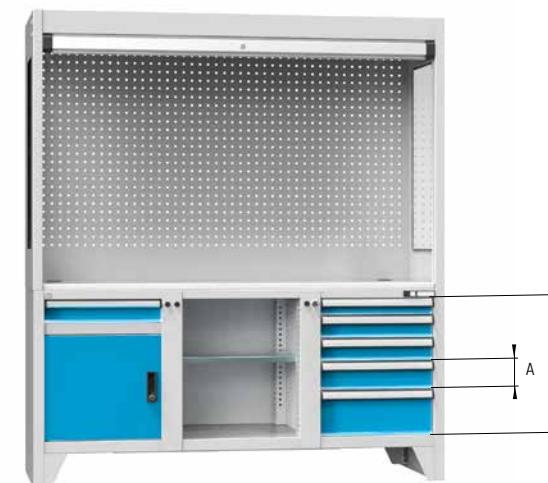
Order number	Depth mm	Height mm	kg	kg
MS101	600	2030	700	155
MS102	800	2030	700	175

From the left: drawers 2x 100E, 2x 200E / door 600 mm, 1x shelf aluminium roller shutter with spring winding and latch lock shatter-proof hardened glass in the sides

Quality stations width 1800 mm 27 x 27D

Order number	Depth mm	Height mm	kg	kg
MS103	600	2030	700	207
MS104	800	2030	700	235

From the left: door 600 mm, 1x shelf / drawers 75E, 2x 100E, 125E, 200E / door 600 mm, 1x shelf aluminium roller shutter with spring winding and latch lock shatter-proof hardened glass in the sides



The technical design of the door enables the opening direction to be changed from right to left. For the colour scheme, see page 17.



For information on the drawer partition material, see page 161. For information on the electrical accessories and lighting, see page 183.

### Drawers 27 x 27D – partial extension

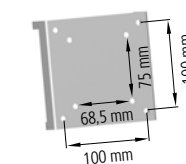
Order No. of partial extension drawer	Front height A mm	Side height mm	kg	kg
ZAE75	75	50	70	7,5
ZAE100	100	75	70	7,9
ZAE125	125	75	70	8,1
ZAE150	150	125	70	8,8
ZAE200	200	175	70	9,7
ZAE250	250	175	70	10,1
ZAE300	300	275	70	11,5

### Door with sill

Order number	Height mm
DP27-500	450 + 50 sill

### Door

Order number	Height mm
D27-600	600



### Shelf

Order number	W x D mm
VPA2727	590 x 480
VPB2727	590 x 680

### Monitor holder

Order number	YPC1



The monitor holder is delivered without connecting material.

Place the monitor holder on the perforated panel, double spacing enables various monitor sizes to be fastened, including All-in-One PCs; at the same time, the monitor inclination can be adjusted to two positions.



The KZ quality stations lay stress on the systematic concept and modular principle of the POLAK brand. Thanks to that, they can be expanded by new equipment and other usage possibilities. The upper part can be closed with an aluminium roller-shutter with spring mechanism. The roller-shutter ends in an aluminium handle with integrated latch lock. The lower part with the standard housing of size 36 x 36D enables the use of drawers with full extension. If a computer set is used, we recommend the specially adapted computer drawer for the keyboard. The worktop is equipped with cable bushings. One undisputed advantage is the design enabling the worker to sit down.

**i** For quality stations of these types, we offer a computer drawer adapted to the KZ assemblies.

**🔧** The KZ quality station is delivered in disassembled state; the connecting material is included in the delivery.

**How to assemble your own configuration of a quality station:**

1. Select the assembly housing.
2. Select the number of drawers so that the total sum of drawer front (or door) heights A equals the housing clearance S.
3. Select the colour of the housing and drawers (door).
4. Select the accessories and options.

illustration picture



Quality station width 1462 mm with a foot 36 x 36D

Order number	Depth mm	Height mm	kg	kg
KZ101	753	1969	700	155

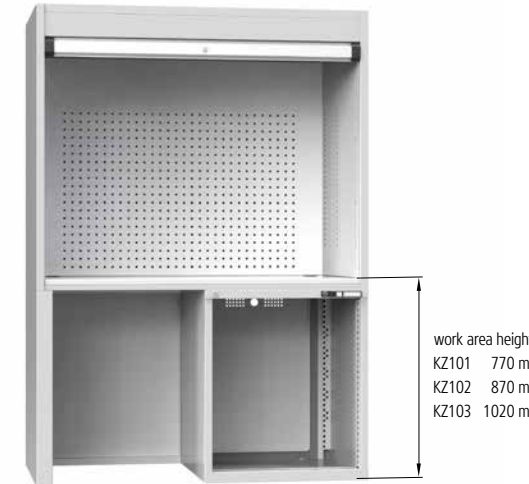
From the left: foot KZ74 / drawer 100E, door with sill DP36-550 aluminium roller shutter with spring winding and latch lock mounting of the foot either on the right or left side



Quality station width 1462 mm 36 x 36D

Order number	Depth mm	Height mm	kg	kg
KZ105	753	2069	700	223


From the left: drawers 75E, 125E, 250E, 300E / computer drawer 100E, door with sill DP36-650 aluminium roller shutter with spring winding and latch lock



Station housing width 1462 mm with a foot 36 x 36D

Order number	Depth mm	Height mm	S mm	kg	kg
KZ101K	753	1969	650	700	136
KZ102K	753	2069	750	700	140
KZ103K	753	2219	900	700	145

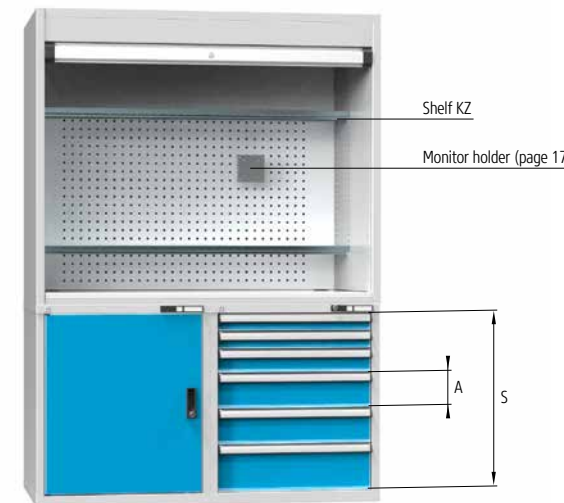
The housing of quality stations is equipped as standard with a central locking system and an aluminium roller-shutter with spring winding and latch lock. Laminated worktop, mounting of the foot either on the right or left side.



Station housing width 1462 mm 36 x 36D

Order number	Depth mm	Height mm	S mm	kg	kg
KZ104K	753	1969	650	700	151
KZ105K	753	2069	750	700	156
KZ106K	753	2219	900	700	163

The housing of quality stations is equipped as standard with a central locking system and an aluminium roller-shutter with spring winding and latch lock. Laminated worktop.



**i** The technical design of the door enables the opening direction to be changed from right to left. For the colour scheme, see page 17.

**Drawers 36 x 36D – partial extension, full extension**

Order No. of partial extension drawer	Order No. of full extension drawer	Front height A mm	Side height mm
ZBE75	ZBT75	75	50
ZBE100	ZBT100	100	75
ZBE125	ZBT125	125	75
ZBE150	ZBT150	150	125
ZBE200	ZBT200	200	175
ZBE250	ZBT250	250	175
ZBE300	ZBT300	300	275

**Shelf KZ**

Order number	W x D mm
VPKZ	1384 x 300

**Shelf for bottom box**

Order number	W x D mm
VP3636	717 x 638

**Door**

Order number	Height mm
D36-650	650
D36-750	750

**Door with sill**

Order number	Height mm
DP36-550	500 + 50 sill
DP36-650	600 + 50 sill
DP36-700	650 + 50 sill
DP36-800	750 + 50 sill

**Computer drawer**

Order number	Front height A mm	Side height mm
ZBE100-PC	100	75

The drawer is equipped with an extendable bottom enabling movement to the level of the upper drawer edge.







## Computer cabinets

These computer cabinets and terminals are a suitable solution to protect expensive IT equipment. In their upper part, the computer terminals are equipped with a monitor box with a hinged glass door and adjustable holder. Thanks to that, it is possible to use a touch screen monitor as well as an All-in-One PC. The lower part includes a wooden drawer for the keyboard, a double door and one internal shelf. The computer cabinets differ from the terminal in the lower box, which is equipped with a keyboard drawer with extendable bottom. The computer cabinets are also supplied in a mobile design with castors. Both of these products make use of the single-key system.



### Monitor box with folding door

The monitor box is equipped with shatter-proof glass, a folding door and movable monitor holder. The monitor can be located at three height positions. Smooth folding is ensured by a gas strut. The maximum width of the monitor is 510 mm. Spacing of the monitor holder is 75 x 75 mm or 100 x 100 mm.

### Wooden keyboard drawer

The wooden drawer not only features an elegant design, but also enables the working area to be almost doubled in size.



### Side shelves

The side shelves extend the working area and enable the storage of small objects. The shelf is easily foldable, and will not obstruct the space.



### Double door

The double door is ideal for independent control of a printer, without the necessity of continual opening. The door is easily foldable, and will not obstruct the space.



Illustration picture



Illustration picture

### Monitor box with folding door

The monitor box is equipped with shatter-proof glass, a folding door and movable monitor holder. The monitor can be located at three height positions. Smooth folding of the door is ensured by a gas strut. The maximum width of the monitor is 625 mm. Spacing of the monitor holder is 75 x 75 mm or 100 x 100 mm.

### Drawer

The computer box is equipped with a special drawer with extendable bottom for comfortable and ergonomic access to the keyboard.



### Housing and equipment

The computer cabinet housing is specially adapted with holes to make connecting a computer and printer simple. The cabinet includes two internal shelves. We also supply a mobile design with castors.



### Computer terminal

Order number	W x D x H mm	kg
sockets E TPC1	660 x 531 x 1666	46
sockets F TPC1F	660 x 531 x 1666	46

Equipment: internal and side shelves, monitor holder, extension supply PP400  
 E-type electric sockets of for the Czech Republic and other countries  
 F-type electric sockets of for Germany and other countries  
 Internal dimensions of lower cabinet: width 606 mm, height 840 mm, depth 240 mm

### Computer cabinet

Order number	W x D x H mm	kg
without castors PCZB	753 x 731 x 1345	64
with castors PCZBM	753 x 731 x 1475	65

Equipment: computer drawer 100E, door with sill DP36-800, monitor holder, 1x internal shelf, PCZBM: 2x castor KP 100, 2x castor KPOB 100  
 Internal dimensions of lower cabinet: width 725 mm, height 750 mm, depth 589 mm

# Cabinets







## Hinged-door cabinets SK

A sophisticated stable structure made of sheet steel; high-quality varnish and workmanship utilizing modern automation systems – this is another product from the POLAK workshop furniture family. These workshop cabinets are designed for demanding conditions, not only in engineering plants. Our cabinets will help you in the ordering, layout and storage of your material. The SK1 series cabinets with hinged doors opening within an angle of 180° are designed, among others, for utilization of the suspension program and drawers of the 54 x 27D size with all their advantages. The glass door versions use shatter-proof hardened glass. The cabinets can be locked with the original POLAK smooth-running two-point locking system. Complete cabinet configurations can be found on the following pages. However, if you cannot make a choice, you can assemble your own cabinet from individual components.



If a cabinet is configured with a drawer or loaded excessively, we recommend anchoring the cabinet.



### Basic colour scheme

Unless a required colour is specified in the order, the basic colour scheme of RAL 7035 for the housing and RAL 5012 for the drawer (door) is used.



## Standard configuration SK1

Height 1000 mm



Width 1044 mm, depth 625 mm

Door	Order number	kg	kg
solid	SK1-004	300	54
glass	SK1-004S	300	57

2 shelves, shatter-proof hardened glass



Width 1044 mm, depth 625 mm

Door	Order number	kg	kg
solid	SK1-005	300	66
glass	SK1-005S	300	69

2 shelves, drawer 100E, shatter-proof hardened glass



Width 1044 mm, depth 625 mm

Door	Order number	kg	kg
solid	SK1-006	300	75
glass	SK1-006S	300	81

1 shelf, drawer 100E  
door perforation, side wall perforation, rear wall perforation  
shatter-proof hardened glass



## Standard configuration SK1

Height 1950 mm



Width 1044 mm, depth 625 mm

Door	Order number	kg	kg
solid	SK1-001	600	96
glass	SK1-001S	600	98

4 shelves, shatter-proof hardened glass



Width 1044 mm, depth 625 mm

Door	Order number	kg	kg
solid	SK1-002	600	119
glass	SK1-002S	600	122

4 shelves, 2 draws 100E, shatter-proof hardened glass



Width 1044 mm, depth 625 mm

Door	Order number	kg	kg
solid	SK1-003	600	137
glass	SK1-003S	600	139

1 shelf, 2 draws 100E  
door perforation, side wall perforation, rear wall perforation  
shatter-proof hardened glass

## Housings and accessories



Housings

Height 1000 mm

Door	Order number	kg	kg
solid	SK1-200	300	43
glass	SK1-200S	300	46

Shatter-proof hardened glass




Housings

Height 1950 mm

Door	Order number	kg	kg
solid	SK1-100	600	63
glass	SK1-100S	600	66

Shatter-proof hardened glass



Perforated panel for door – 2 pieces

Width mm	Order number	kg
350	SK1-P1	0,7 / pieces

Perforated panel for side – 2 pieces

Width mm	Order number	kg
528	SK1-P2	1,1 / pieces

Perforated panel for rear wall – 1 piece

Width mm	Order number	kg
1032	SK1-P3	2,3





## Accessories and drawers



### Door pocket for documents

Order number	Width mm	kg
SK1-P4	350	1,2



### Shelf

Order number	Width x depth mm	kg	kg
SK1-007P	1010 x 570	100	5,0

Shelf, galvanized steel, loading capacity: 100 kg  
The shelf is height-adjustable by 25 mm.  
4 hooks for suspension of shelves

### Base

Order number	Width mm	kg
SK1-S0	100	19,1



### Drawers 54 x 27D

Ord. No. Drawer w/o safety catch	Front height A mm	Side height mm	kg	kg
ZCE75R	75	50	70	11,3
ZCE100R	100	75	70	12,0
ZCE125R	125	75	70	12,4
ZCE150R	150	125	70	13,4
ZCE200R	200	175	70	14,9
ZCE250R	250	175	70	15,6
ZCE300R	300	275	70	17,7

The drawers are supplied with a special adapter for suspension of the drawer extension mechanism on the cabinet side.

The "Drawer partition material -sets" chapter on page 171 contains all details required for ordering the partition material for drawers.

## Standard configuration SK2

### Height 1000 mm



### Width 1044 mm, depth 405 mm

Door	Order number	kg	kg
solid	SK2-002	300	44
glass	SK2-002S	300	45

2 shelves  
shatter-proof hardened glass

### Height 1950 mm



### Width 1044 mm, depth 405 mm

Door	Order number	kg	kg
solid	SK2-004	300	52
glass	SK2-004S	300	53

1 shelf  
door perforation, side wall perforation, rear wall perforation  
shatter-proof hardened glass

### Width 1044 mm, depth 405 mm

Door	Order number	kg	kg
solid	SK2-001	600	83
glass	SK2-001S	600	84

3 shelves  
shatter-proof hardened glass

### Width 1044 mm, depth 405 mm

Door	Order number	kg	kg
solid	SK2-003	600	93
glass	SK2-003S	600	94

2 shelves  
door perforation, side wall perforation, rear wall perforation  
shatter-proof hardened glass



## Housings and accessories SK2



Housings Height 1000 mm

Door	Order number	kg	kg
solid	SK2-200	300	43
glass	SK2-200S	300	46


Shatter-proof hardened glass



Housings Height 1950 mm

Door	Order number	kg	kg
solid	SK2-100	600	72
glass	SK2-100S	600	75

Shatter-proof hardened glass



Perforated panel for door – 2 pieces

Width mm	Order number	kg
350	SK1-P1	0,7 / pieces

Perforated panel for side – 2 pieces

Width mm	Order number	kg
308	SK2-P2	1,0 / pieces

Perforated panel for rear wall – 1 piece

Width mm	Order number	kg
1032	SK1-P3	2,3



Door pocket for documents

Order number	Width mm	kg
SK1-P4	350	1,2




Shelf

Order number	W x D mm	kg	kg
SK2-004P	1010 x 350	100	4,0

Shelf galvanized sheet, loading capacity 100 kg  
The shelf is height-adjustable by 25 mm.  
4 hooks for suspension of shelves

Base

Order number	Height mm	kg
SK2-S0	100	14,6

 Perforated panels for the SK1 and SK2 cabinets can be equipped with the suspension program; see page 158.





## Hinged-door cabinets UK

A sophisticated stable structure made of sheet steel; high-quality varnish and workmanship utilizing modern automation systems – this is another product from the POLAK workshop furniture family. The workshop cabinets are designed for demanding conditions, not only in engineering plants. Our cabinets will help you in the ordering, layout and storage of your material. The UK series hinged-door cabinets with an opening angle of more than 90° are the lighter version of workshop cabinets. They are primarily used for the storage of smaller and lighter materials, or as a storage space for plastic boxes holding smaller materials. The glass door versions use shatter-proof hardened glass. The cabinets can be locked with the original POLAK smooth-running two-point locking system. The shelves are adjustable. Complete configurations of the most frequently used cabinets can be found on the following pages.



## Standard configuration UK

Width 950 mm



Depth 400 mm, height 1950 mm

Door	Order number	kg	kg
solid	UK1-001	400	71
glass	UK1-001S	400	75

4 shelves  
shatter-proof hardened glass



Depth 400 mm, height 1950 mm

Door	Order number	kg	kg
solid	UK1-B11	400	110
glass	UK1-B11S	400	114

9 shelves  
shatter-proof hardened glass  
box size 4-40 pieces



Depth 400 mm, height 1950 mm

Door	Order number	kg	kg
solid	UK1-B21	400	107
glass	UK1-B21S	400	111

9 shelves, shatter-proof hardened glass  
box size 4-24 pieces  
box size 3-20 pieces



### Basic colour scheme


Unless a required colour is specified in the order, the basic colour scheme of RAL 7035 for the housing and RAL 5012 for the drawer (door) is used.





## Standard configuration UK

Width 950 mm



Depth 400 mm, height 1950 mm

Order number	kg	kg
UK1-B1	400	95

9 shelves  
box size 4-40 pieces



Depth 400 mm, height 1950 mm

Order number	kg	kg
UK1-B2	400	85

9 shelves  
box size 4-24 pieces  
box size 3-20 pieces



Shelf

Order number	W x D mm	kg	kg
UK1-1P	915 x 367	100	3,5

4 hooks for suspension of shelves, galvanized sheet  
The shelf is adjustable.

Base

Order number	Height mm	kg
UK1-S0	100	13,5

Width 700 mm



Depth 400 mm, height 1950 mm

Order number	kg	kg
UK2-001	400	59

4 shelves



Depth 400 mm, height 1950 mm

Order number	kg	kg
UK2-B11	400	84

10 shelves  
box size 3-44 pieces



Depth 400 mm, height 1950 mm

Order number	kg	kg
UK2-B21	400	89

12 shelves  
box size 3-32 pieces  
box size 2-30 pieces





## Standard configuration UK

Width 700 mm



Depth 400 mm, height 1950 mm

Order number	kg	kg
UK2-B1	400	69

10 shelves  
box size 3-44 pieces



Depth 400 mm, height 1950 mm

Order number	kg	kg
UK2-B2	400	75

12 shelves  
box size 3-32 pieces  
box size 2-30 pieces



### Shelf

Order number	W x D mm	kg	kg
UK2-1P	665 x 367	100	2,7

4 hooks for suspension of shelves

### Base

Order number	Height mm	kg
UK2-S0	100	9,2





## Sliding-door cabinets

These cabinets with a sliding door on ball bearings are suitable for rooms where hinged-door cabinets cannot be installed due to a lack of space. In comparison with solid door cabinets, the glass door cabinet versions give the advantage of an immediate overview of the material stored. The glass door panels use shatter-proof hardened glass. The cabinets can be locked with the original POLAK design lock with latch mechanism. The galvanized shelves can be adjusted by 25 mm. The following pages contain complete configurations of the most frequently used cabinets.



Width 1044 mm



Height 1000 mm, depth 405 mm

Door	Order number	kg	kg
solid	SP1-002	300	45
glass	SP1-002S	300	46

2 shelves  
shatter-proof hardened glass

Width 1044 mm



Height 1950 mm, depth 405 mm

Door	Order number	kg	kg
solid	SP1-001	600	70
glass	SP1-001S	600	71

3 shelves  
shatter-proof hardened glass

### Shelf

Order number	W x D mm	kg	kg
SK2-004P	1010 x 350	100	4,0

4 hooks for suspension of shelves, Zn sheet  
The shelf is height-adjustable by 25 mm.

### Base

Order number	Height mm	kg
SP1-S0	100	14,7



#### Basic colour scheme

Unless a required colour is specified in the order, the basic colour scheme of RAL 7035 for the housing and RAL 5012 for the drawer (door) is used.







## Sliding-door cabinets

Width 1350 mm



Height 1000 mm, depth 405 mm

Door	Order number	kg	kg
solid	SP2-002	300	54
glass	SP2-002S	300	55

2 shelves  
shatter-proof hardened glass

Width 1350 mm



Height 1950 mm, depth 405 mm

Door	Order number	kg	kg
solid	SP2-001	600	86
glass	SP2-001S	600	88

3 shelves  
shatter-proof hardened glass

### Shelf

Order number	W x D mm	kg	kg
SP2-009P	1315 x 350	100	5,0

4 hooks for suspension of shelves, Zn sheet  
The shelf is height-adjustable by 25 mm.

### Base

Order number	Height mm	kg
SP2-S0	100	18,1





## Roller-shutter cabinets

Similarly to the sliding-door cabinets, the roller-shutter cabinets are also primarily intended for rooms in which hinged-door cabinets cannot be installed due to a lack of space. The cabinets are closed with an aluminium shutter with winding mechanism. The shutter ends in an aluminium handle with an integrated latch lock. The galvanized shelves are adjustable by 25 mm. Usefully, the cabinet can be provided with a base, which you will appreciate if you move the cabinet with material more frequently. The detachable front and back can be removed from the base and a forklift can easily slide its forks under the cabinet.



### Height 1950 mm

Order number	Depth mm	Width mm	kg	kg
SR4-001	405	1044	600	61

Aluminium roller-shutter with spring winding and latch lock  
3 shelves

### Shelf

Order number	W x D mm	kg	kg
SR4-004P	1010 x 325	100	4,0

4 hooks for suspension of shelves, Zn sheet  
The shelf is height-adjustable by 25 mm.

### Base

Order number	Height mm	kg
SR4-S0	100	14,7



The SK1-P3 perforated panel for the rear wall can be used in the cabinet (page 238).



#### Basic colour scheme

Unless a required colour is specified in the order, the basic colour scheme of RAL 7035 for the housing and RAL 5012 for the drawer (door) is used.









## Vertical cabinets with perforated extendable panels

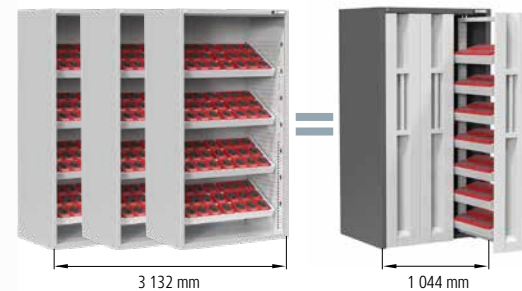
The integrated full extensions ensure maximum exploitation of the space. Moreover, they are equipped with damping of insertion of the perforated panel.



The double-sided perforated panels enable flexible storage of objects thanks to the extensive hanging system.



## Vertical cabinets with extendable door



The design of the vertical cabinets provides for large savings in space. Thanks to the vertical mounting, they can hold up to three times as many tools as the horizontal version.

### Tool frame for vertical cabinets

Thanks to the specially adapted holder, the tool frames can be adjusted to three positions on both sides. Thus, you can increase the safe storage capacity for tools.

### Shelves for vertical cabinets

The shelf for vertical extendable cabinets is equipped with a rubber pad; it provides an optimum storage space. For a better overview, make use of our range of plastic boxes (page 158) or plastic boxes and troughs (page 161).

Extension of the vertical cabinets is not ensured by means of telescopic extensions; instead, the door moves out on castors with ball bearings directly on the floor. The loading capacity of a single frame is up to 400 kg.



### Vertical cabinet with extendable perforated panels

The gaps between panels are 230 mm in the cabinet with three perforated panels and 172 mm in the cabinet with four perforated panels. For both versions, it is suitable to use, for instance, a plastic box of size 1 and a variety of other variants of a hanging program. The loading capacity of a single extendable perforated panel is 75 kg. The perforated panels are equipped with locking; if a perforated panel is pulled out, the central locking safety mechanism locks all the other perforated panels, thus preventing the cabinet from toppling forwards.

### Vertical cabinet with extendable perforated panels

Equipment	Order number	W x D x H mm	kg	kg
3x perforated panels	VSP1	1044 x 655 x 1950	132	600
4x perforated panels	VSP2	1044 x 655 x 1950	150	600

The cabinets are equipped with 3 or 4 extendable double-sided perforated panels, central locking.



A suitable hanging program and plastic boxes can be found in the chapter Workbench accessories on page 158.



### Vertical cabinet with extendable door

Equipment	Order number	W x D x H mm	kg	kg
empty frame	VSDK	1044 x 790 x 1950	142	1200
4x shelf	VSD1	1044 x 790 x 1950	180	1200
4x tool frame	VSD2	1044 x 790 x 1950	194	1200

The locker is always equipped with three vertical doors with the selected equipment, central locking.




Suitable holders for cutting tools can be found in the NC program chapter on page 201.



### Shelf

Order number	W x D x H mm	kg
VSDN	697 x 305 x 50	50



### Tool frame for vertical cabinets

Order number	W x D x H mm	kg
VSDR	627 x 300 x 74	50



The tool frame storage capacity is indicated in the NC program chapter on page 199.



# Clothes lockers







### Door contact surface

The clothes locker door has the contact surface along its entire periphery. This design substantially reduces the risk of the door being broken through inside the body; at the same time, it prevents the lock latch from being cut in the gap between the door and the body.



### Door hinges

The doors of clothes lockers are provided with metal hinges of original design, with a door opening angle of 180°. Box cabinets are equipped with hidden hinges with an opening angle of 100°.




### Sliders

The bottom part of the clothes locker is equipped with plastic sliders. The cabinet is more stable on the floor. Because it is not in direct contact with the floor, its bottom part is less susceptible to corrosion.



### Locking

As standard, the clothes locker is locked by means of a single-point latch with a cylindrical lock and two keys.



### Housing perforations

The locker housing is provided with holes for connecting the lockers into rows, holes for fastening the base or sloping roof, holes for mounting on the footstool and holes for the insertion of an additional partition.



### Dispatch

As standard, the clothes lockers are dispatched in PE and bubble foil wrapping. The front of the lockers is provided with polystyrene bumpers to prevent the hinges and locks from touching the adjacent cabinet.



### Internal hooks

The standard equipment includes polyamide hooks on the side walls inside the cabinet.



### Clothes hooks

There is an all-width cross-bar with three plastic hooks in the clothes cell. The cross-bar is removable.

### All-over door reinforcement

The solid-section design of all clothes locker doors increases torsion and bending strength of the door. Together with the peripheral contact surface of the door, it substantially increases safety and reduces the risk of the door being broken through inside the body.



### Rubber bumpers

The locker door is borne on two rubber bumpers which significantly reduce noise when closing.



### Basic colour scheme

The standard colour scheme is applied to the clothes locker product range. The housing of the clothes locker has the colour RAL 7035, the door RAL 5012. This colour scheme is applied if a required colour is not specified in the order.

### Colour scheme with 8 % surcharge

The clothes locker product range can have a colour combination from the extra-cost colour group if this colour scheme is specified in the order: with single-part products, the colour is identified by one RAL number (e.g., RAL 1023); with combined products, the RAL colour shade is always specified for each detachable product part separated by a slash in the housing/drawer/door order (e.g., RAL 7016/5018/, or RAL 5018/6011 – for a product without door).



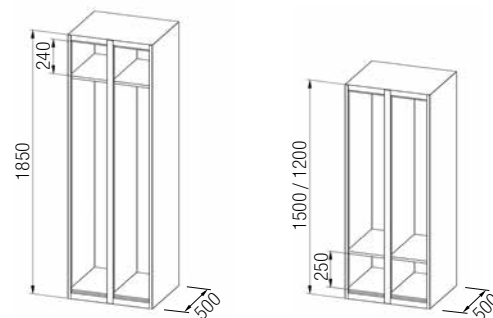

### Ventilation

Ventilation of the lockers is provided by a perforated door with 8 x 8 mm holes; the gap between the locker housing and the door, as well as the technological holes in the locker lid.




## Basic clothes lockers

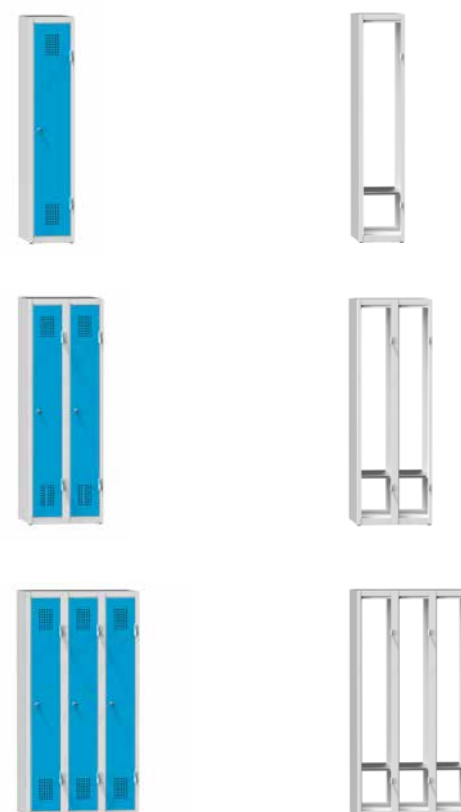
POLAK clothes lockers – a convincing solution to tough requirements for the equipment in your changing room or welfare provisions in plants, during sport or at rest. Besides the demands for quality and appearance, our clothes program places stress on safety. The reinforced lock mounting space, the rotary latch preventing overturning when the lock is suspended, the three-point locking mechanism... everybody has the opportunity to define the rate of protection of his/her personal belongings. Basic clothes lockers offer standard comfort and personal room. According to the changing room dimensions or the space required, you can select a greater or smaller width or height of the clothes cabinet.



### Height 1200 mm



### Height 1500 mm



#### One-door clothes locker

Order number	Width mm	Cell clearance width mm	kg
XS31-12	300	243	16
XS41-12	400	343	19

Cylindrical lock, two keys, simple latch, 3 plastic hooks in the cell

#### Two-door clothes locker

Order number	Width mm	Cell clearance width mm	kg
XS52-12	500	193	26
XS62-12	600	243	31
XS82-12	800	343	36

Cylindrical lock, two keys, simple latch, 3 plastic hooks in the cell

#### Three-door clothes locker

Order number	Width mm	Cell clearance width mm	kg
XS73-12	750	193	40
XS93-12	900	243	44

Cylindrical lock, two keys, simple latch, 3 plastic hooks in the cell

#### One-door clothes locker

Order number	Width mm	Cell clearance width mm	kg
XS31-15	300	243	18
XS41-15	400	343	23

Cylindrical lock, two keys, simple latch, 3 plastic hooks in the cell

#### Two-door clothes locker

Order number	Width mm	Cell clearance width mm	kg
XS52-15	500	193	32
XS62-15	600	243	34
XS82-15	800	343	40

Cylindrical lock, two keys, simple latch, 3 plastic hooks in the cell

#### Three-door clothes locker

Order number	Width mm	Cell clearance width mm	kg
XS73-15	750	193	47
XS93-15	900	243	51

Cylindrical lock, two keys, simple latch, 3 plastic hooks in the cell



Illustrative photo including accessories, see page 277–278. As standard, the cabinet is supplied without hooks or name plates.



#### Basic colour scheme


Unless a required colour is specified in the order, the basic colour scheme of RAL 7035 for the housing and RAL 5012 for the doors is used.





## Basic clothes lockers

Height 1850 mm



### One-door clothes locker

Order number	Width mm	Cell clearance width mm	kg
XS31-18	300	243	20
XS41-18	400	343	26

Cylindrical lock, two keys, simple latch, 3 plastic hooks in the cell

### Two-door clothes locker

Order number	Width mm	Cell clearance width mm	kg
XS52-18	500	193	42
XS62-18	600	243	45
XS82-18	800	343	52

Cylindrical lock, two keys, simple latch, 3 plastic hooks in the cell

### Three-door clothes locker

Order number	Width mm	Cell clearance width mm	kg
XS73-18	750	193	58
XS93-18	900	243	63

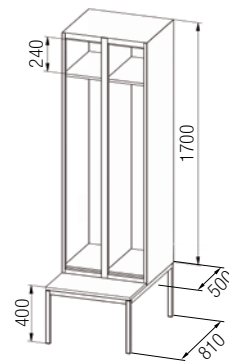
Cylindrical lock, two keys, simple latch, 3 plastic hooks in the cell





## Clothes lockers with bench

POLAK clothes lockers – a convincing solution to tough requirements for the equipment in your changing room or welfare provisions in plants, during sport or at rest. Besides the demands for quality and appearance, our clothes program places stress on safety. The reinforced lock mounting space, the rotary latch preventing overturning when the lock is suspended, the three-point locking mechanism... everybody has the opportunity to define the rate of protection of his/her personal belongings. Bench clothes cabinets provide greater convenience and comfort; similarly, they can be useful in smaller rooms where no comfortable benches can be located.



Height 2080 mm



### Two-door clothes locker

Order number	Width mm	Cell clearance width mm	kg
XS52B-17	500	193	44
XS62B-17	600	243	48
XS82B-17	800	343	55

Cylindrical lock, two keys, simple latch, 3 plastic hooks in the cell  
The bench seat is made of grey laminated board 18 mm thick with a plastic edge.  
The bench is connected to the cabinet by means of screws in the mounting area.

### Three-door clothes locker

Order number	Width mm	Cell clearance width mm	kg
XS73B-17	750	193	60
XS93B-17	900	243	66

Cylindrical lock, two keys, simple latch, 3 plastic hooks in the cell  
The bench seat is made of grey laminated board 18 mm thick with a plastic edge.  
The bench is connected to the cabinet by means of screws in the mounting area.



Illustrative photo including accessories, see page 277–278.  
As standard, the cabinet is supplied without hooks or name plates.



#### Basic colour scheme

Unless a required colour is specified in the order, the basic colour scheme of RAL 7035 for the housing and RAL 5012 for the doors is used..

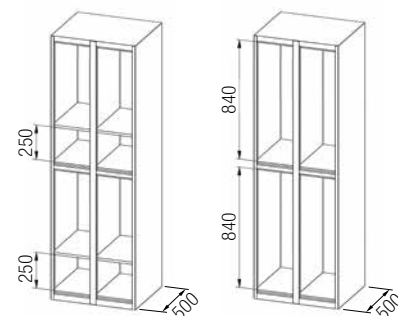






## Split clothes lockers

POLAK clothes lockers – a convincing solution to tough requirements for the equipment in your changing room or welfare provisions in plants, during sport or at rest. Besides the demands for quality and appearance, our clothes program places stress on safety. The reinforced lock mounting space, the rotary latch preventing overturning when the lock is suspended, the three-point locking mechanism... everybody has the opportunity to define the rate of protection of his/her personal belongings. Bench clothes cabinets provide standard convenience and personal space. According to the changing room dimensions or space required, you can select a greater or smaller width or height of the clothes cabinet.



Illustrative photo including accessories, see page 277–278. As standard, the cabinet is supplied without hooks or name plates.



Height 1850 mm



### Two-door clothes locker

Order number	Width mm	Cell clearance width mm	kg
XS22-18	250	193	23
XS32-18	300	243	25
XS42-18	400	343	29


Cylindrical lock, two keys, simple latch, 3 plastic hooks in the cell



### Two-door clothes locker

Order number	Width mm	Cell clearance width mm	kg
XS22-18P	250	193	21
XS32-18P	300	243	23
XS42-18P	400	343	27


Cylindrical lock, two keys, simple latch, 3 plastic hooks in the cell



### Four-door clothes locker

Order number	Width mm	Cell clearance width mm	kg
XS54-18	500	193	42
XS64-18	600	243	47
XS84-18	800	343	53

Cylindrical lock, two keys, simple latch, 3 plastic hooks in the cell



### Four-door clothes locker

Order number	Width mm	Cell clearance width mm	kg
XS54-18P	500	193	38
XS64-18P	600	243	42
XS84-18P	800	343	49

Cylindrical lock, two keys, simple latch, 3 plastic hooks in the cell




#### Basic colour scheme

Unless a required colour is specified in the order, the basic colour scheme of RAL 7035 for the housing and RAL 5012 for the doors is used.



## Split clothes lockers


Height 1850 mm



Six-door clothes locker

Order number	Width mm	Cell clearance width mm	kg
XS76-18	750	193	59
XS96-18	900	243	65

Cylindrical lock, two keys, simple latch, 3 plastic hooks in the cell



Six-door clothes locker


Order number	Width mm	Cell clearance width mm	kg
XS76-18P	750	193	54
XS96-18P	900	243	59

Cylindrical lock, two keys, simple latch, 3 plastic hooks in the cell



## Benches for clothes lockers

The stable frame is made of 30 x 30 mm square tubing with a powder coating. The bench feet are provided with plastic sliders. The seat and backrest are made of grey laminated board 18 mm thick.



Clothes benches

Width mm	Order number	W x D x H mm	kg
1000	L1003	1000 x 300 x 400	17
1500	L1503	1500 x 300 x 400	23
2000	L2003	2000 x 300 x 400	29

The seat is made of laminated board 18 mm thick, with a plastic edge, seat height: 400 mm.



Clothes bench with backrest

Width mm	Order number	W x D x H mm	kg
1000	LO1004	1000 x 400 x 800	26
1500	LO1504	1500 x 400 x 800	37
2000	LO2004	2000 x 400 x 800	46

The seat is made of laminated board 18 mm thick, with a plastic edge, seat height: 400 mm.



Clothes bench with pegs

Width mm	Order number	W x D x H mm	Peg number ks	kg
1000	LV1004	1000 x 400 x 1800	6	34
1500	LV1504	1500 x 400 x 1800	9	46
2000	LV2004	2000 x 400 x 1800	12	57

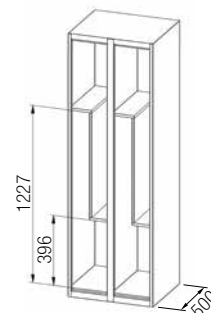
The seat is made of laminated board 18 mm thick, with a plastic edge, seat height: 400 mm.






## Clothes lockers ZET

POLAK clothes lockers – a convincing solution to tough requirements for the equipment in your changing room or welfare provisions in plants, during sport or at rest. Besides the demands for quality and appearance, our clothes program places stress on safety. The reinforced lock mounting space, the rotary latch preventing overturning when the lock is suspended, the three-point locking mechanism... everybody has the opportunity to define the rate of protection of his/her personal belongings. Small-volume clothes lockers can help in places without enough room to locate a sufficient number of standard clothes lockers. As many as six users can find a little privacy using less than half a square metre.



Height 1850 mm



### Two-door clothes locker

Order number	Width mm	Cell clearance width mm	kg
XS32-18Z	300	250/115	27
XS42-18Z	400	350/165	31


Cylindrical lock, two keys, simple latch, 3 plastic hooks in the cell



### Four-door clothes locker

Order number	Width mm	Cell clearance width mm	kg
XS64-18Z	600	250/115	49
XS84-18Z	800	350/165	57

Cylindrical lock, two keys, simple latch, 3 plastic hooks in the cell



### Six-door clothes locker

Order number	Width mm	Cell clearance width mm	kg
XS96-18Z	900	250/115	69

Cylindrical lock, two keys, simple latch, 3 plastic hooks in the cell



Illustrative photo including accessories, see page 277–278. As standard, the cabinet is supplied without hooks or name plates.



#### Basic colour scheme

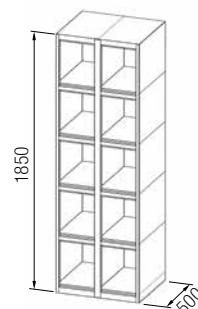
Unless a required colour is specified in the order, the basic colour scheme of RAL 7035 for the housing and RAL 5012 for the doors is used.





## Box cabinets

Small rooms for many users. These cabinets are an ideal solution for the safe storage of snacks, briefcases, small articles of clothing and other personal belongings. The body design is identical to that of the clothes lockers, but the individual box doors are supported on internal hinges with an opening angle of more than 90°. The door of each box is locked separately; locks with cylindrical insert or closures for padlocks can be selected. The boxes are available in three sizes.



Illustrative photo including accessories, see page 277–278. As standard, the cabinet is supplied without hooks or name plates.



### Height 1850 mm



#### Three-door box cabinet

Order number	Width mm	Cell clearance width mm	kg
XS33-18	300	243	23

Cylindrical lock, two keys, simple latch, box clearance height: 540 mm



#### Four-door box cabinet

Order number	Width mm	Cell clearance width mm	kg
XS34-18	300	243	25

Cylindrical lock, two keys, simple latch, box clearance height: 390 mm



#### Five-door box cabinet

Order number	Width mm	Cell clearance width mm	kg
XS35-18	300	243	27

Cylindrical lock, two keys, simple latch, box clearance height: 300 mm



#### Basic colour scheme

Unless a required colour is specified in the order, the basic colour scheme of RAL 7035 for the housing and RAL 5012 for the doors is used.





## Box cabinets

Height 1850 mm



### Six-door box cabinet

Order number	Width mm	Cell clearance width mm	kg
XS66-18	600	243	42

Cylindrical lock, two keys, simple latch, box clearance height: 540 mm

Height 1850 mm



### Nine-door box cabinet

Order number	Width mm	Cell clearance width mm	kg
XS99-18	900	243	59

Cylindrical lock, two keys, simple latch, box clearance height: 540 mm



### Eight-door box cabinet

Order number	Width mm	Cell clearance width mm	kg
XS68-18	600	243	45

Cylindrical lock, two keys, simple latch, box clearance height: 390 mm



### Twelve-door box cabinet

Order number	Width mm	Cell clearance width mm	kg
XS92-18	900	243	62


Cylindrical lock, two keys, simple latch, box clearance height: 390 mm



### Ten-door box cabinet

Order number	Width mm	Cell clearance width mm	kg
XS60-18	600	243	47

Cylindrical lock, two keys, simple latch, box clearance height: 300 mm




### Fifteen-door box cabinet

Order number	Width mm	Cell clearance width mm	kg
XS95-18	900	243	68

Cylindrical lock, two keys, simple latch, box clearance height: 300 mm



## Accessories for clothes lockers



### Base



Order number	Cabinet width mm	kg
XS025	250	2,1
XS030	300	2,3
XS040	400	2,6
XS050	500	2,9
XS060	600	3,2
XS075	750	3,6
XS080	800	3,8
XS090	900	4,0

The base can be ordered additionally. It is fastened to the clothes locker without connecting material. Height: 100 mm.


### Feet



Order number	kg
XPNO	0,7 / set

Feet cannot be ordered additionally. Height 100 mm.

### Partition wall for 400 mm cells



Order number	Height of lothes mm	kg
XD12	1200	3,5
XD15	1500	4,5
XD18	1800	6,0

Partition wall for a single cell; it can be ordered and fastened additionally.

### Shelf



Order number	Cell clearance width mm	kg
XP25	200	1,0
XP30	250	1,2
XP40	350	1,5

The shelves for a single cell, cannot be ordered additionally.

### Partition wall for 400 mm cells for clothes lockers on bench



Order number	kg
XD17	6,0

Partition wall for a single cell; it can be ordered and fastened additionally.

### Sloping roof



Order number	Cabinet width mm	kg
XKS25	250	2,3
XKS30	300	2,5
XKS40	400	3,0
XKS50	500	3,5
XKS60	600	4,0
XKS75	750	4,7
XKS80	800	5,0
XKS90	900	5,7

The sloping roof can be ordered additionally; it is fastened to the cabinet without connecting material. The height of the rear part of the roof is 250 mm.





## Accessories for clothes lockers



### Cylindrical lock

Order number

PZ1

Single-point latch  
two keys



### Closure for padlock

Order number

PU1

The safety closure rotates freely after placing the padlock – thus the closure cannot be rotated forcibly in the mounting hole. Without padlock.



### Key

Order number

3K

An extra key for the cylindrical lock.



### Three-point locking

Order number

PZ3

Cannot be ordered additionally. This can only be used with clothes lockers with a base and clothes lockers with a bench.



### Key – plunger

Order number

PK


Cylindrical lock key semi-product.



### Master key

Order number

GK



### Mirror

Order number	Cell width mm
XZ25	250
XZ30	300
XZ40	400



### Cross-bar

Order number	Cell width mm
XR25	250
XR30	300
XR40	400




### Shelf

Order number	Cell width mm
XPZ25	250
XPZ30	300
XPZ40	400



### Shoe holder

Order number	Cell width mm
XB25	250
XB30	300
XB40	400



### Hook

Order number

XHP1

Plastic hook, to be suspended from the round cross-bar.




### External hook

Order number

XHP2

Plastic hook, to be suspended from the door air vents.



### Internal hook

Order number

XHP3

Plastic hook, to be suspended from the locker partition wall.



### Name plate

Order number

XJ

Plastic frame for inserting a paper name plate, size 85 x 38 mm; to be suspended from the door air vent.



### Shoe pad

Order number	Cell width mm
XPO25	250
XPO30	300
XPO40	400

Plastic shoe pad to collect dirt and water; its original design enables easy handling and cleaning.



**POLAK CZ s.r.o.**  
569 12 Opatov 348  
Czech Republic  
info@polakcz.cz  
www.polakcz.cz

© copyright POLAK CZ 2018

 electronic catalog on [www.polakcz.cz](http://www.polakcz.cz)

creation, design ————— polak cz  
design, corrections ————— ameo svitavy  
print ————— h.r.g. litomyšl

This catalogue contains technical data valid as of the date of its publication;  
these can change during its validity owing to continuous development.

For current information, see [www.polakcz.cz](http://www.polakcz.cz) and [www.smfu.eu](http://www.smfu.eu).

Terms of trade at [www.polakcz.cz](http://www.polakcz.cz)

The publisher bears no responsibility for deviations of printed colours from  
reality; these minor deviations are caused by the printing process.

The colour scheme of the illustrative pictures and photos constitutes no  
responsibility of the manufacturer to supply them in this design.



lukáš



miloš



tomáš



zuzka